

AC Disconnect with Integrated Surge Protection for Small Cell Radio Heads **RSCAC-7944-P-120-D**

The RSCAC-7944-P-120-D is an AC Disconnect with integrated surge protection. It is designed to provide robust overvoltage surge protection for the AC power circuits for today's third and fourth generation distributed architecture radio systems. It employs Strikesorb® 30-A modules capable of withstanding induced surge currents of up to 60kA (8/20µs). The RSCAC-7944-P-120-D provides dual (Line 1 to Neutral) (Line 2 to Neutral) protection for nine AC circuits.

Suitable for use as service equipment when a main breaker is used and when not more than six main disconnecting means are provided.



RSCAC-7944-P-120-D with
dead-front in place



RSCAC-7944-P-120-D with
dead-front removed

powered by
Strikesorb®



Features

- 100A External Disconnect
- Nine 7A single pole din rail mounted branch breakers
- 120/240VAC split phase configuration
- Suitable for service when a main breaker is used and when not used as a lighting and appliance panelboard
- Employs the Strikesorb 30-A Surge Protective Device (SPD)
- The Strikesorb 30-A is a Class I SPD, certified by VDE per the IEC 61643-11 standard as suitable for installation in areas where induced lightning exposure is expected
- Strikesorb 30-A is able to withstand induced surge currents of up to 60kA (8/20)
- Provides low let through / clamping voltage - as it does not employ spark gaps or other switching elements
- Strikesorb offers unique protection levels for wireless and small cell applications
- Comes with two compression fittings that can be replaced with 1.25" NPT conduit fittings
- Provides (Line 1 to Neutral, Line 2 to Neutral) protection for 120/240VAC split phase systems
- Compatible with double pole breakers
- Unistrut or wall mounting holes

Benefits

- Offers unique maintenance free protection
- Protects up to nine small cell radio heads
- Utilizes a NEMA 4 rated enclosure, allowing for indoor or outdoor installation
- Lightweight design allows easy installation
- Nine Din Rail breakers for individual power control and over current protection of nine small cell radio heads

Basic Applications

- Telecommunications

Strikesorb is a registered trademark of Raycap
© 2024 Raycap All rights reserved.
G02-01-365 240515

Raycap

www.raycap.com

SPECIFICATIONS

powered by

Strikesorb®

AC Disconnect with Integrated Surge Protection for Small Cell Radio Heads

RSCAC-7944-P-120-D

Electrical

Model Number	RSCAC-7944-P-120-D
Breakers	(9) 7 amp single pole
Disconnect Type	Main Switch (must be installed behind main breaker)
Surge Protection Device (SPD) Type to UL	Strikesorb 30-A
Number of Circuit Breaker Positions	9
Surge Protective Device (SPD) Type per UL 1449 5th Edition	Type 2 component assembly
Surge Protection Device (SPD) Class to IEC 61643-11	Class I
Nominal Operating Voltage [U_n]	120V / 240V
Nominal Discharge Current [I_n] per UL 1449 5th Edition	20kA 8/20 μ s
Maximum Discharge Current [I_{max}] per IEC 61643-11	60kA 8/20 μ s
Impulse Discharge Current [I_{imp}] per IEC 61643-11	5kA 10/350 μ s
Maximum Continuous Operating Voltage [U_c] (MCOV)	150V
Voltage Protection Level [U_p] per IEC 61643-11	700V
Voltage Protection Rating (VPR)	20kA 8/20 μ s
Suppression Technology	MOV
Protection Modes	Line 1 to Neutral, Line 2 to Neutral
Maximum Fault Current	10kA

Mechanical

Connection Terminal (Power)	Compression Lug #6 - #14 AWG (13 - 2mm ²) Terminal Block #10-#26 AWG (6 - 0.14mm ²)
Environmental Ingress Protection (IP) Rating	NEMA 4
Operation Temperature (°C)	-40° C to +80° C
Storage Temperature (°C)	-70° C to +80° C
Enclosure Type (Outdoor)	Powder Coated Steel, NEMA 4
Enclosure Dimension (L x W x H)	16.63" x 9.00" x 6.94" [422 x 229 x 176 mm]
Weight	16.60 lbs [7.52 kg]

Standards Compliance & Certifications

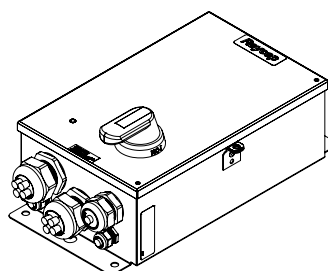
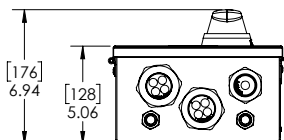
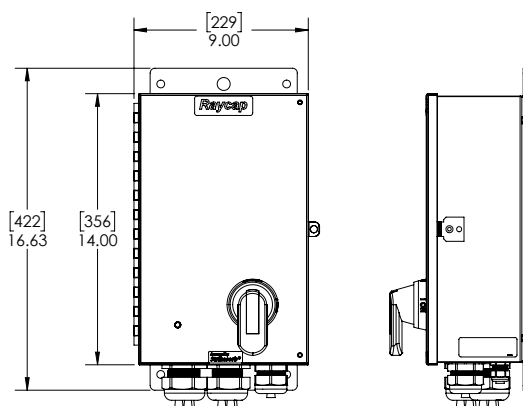
Strikesorb modules are compliant to the following Surge Protective Device (SPD) standards:

UL 1449 5th Edition: 2011, IEC 61643-11: 2011, EN 61643-11: 2012, IEEE C62.11: 2005, IEEE C62.41: 2002, IEEE C62.45: 2002, NEMA-LS-1

Certification UL, VDE, CE

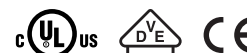
Panel Board Certification UL 67

Product Diagram



[mm]
inches

AWG=American Wire Gauge



Raycap

www.raycap.com

G02-01-365 240515

AC Service Disconnect with Integrated Surge Protection RSCAC-9457-HP-120-NH • RSCAC-6533-P-120-NH

The RSCAC-9457-HP-120-NH and RSCAC-6533-P-120-NH are AC disconnect models with integrated surge protection. Designed to provide robust overvoltage surge protection for the AC power circuits used for both Micro and Pico radios. It employs Strikesorb® 30-A modules capable of withstanding induced surge currents of up to 60kA (8/20µs). The RSCAC-9457-HP-120-NH and RSCAC-6533-P-120-NH provide dual (line to neutral) (neutral to ground) protection for four complete 120V AC circuits protecting four small cell radios.

Suitable for use as service equipment when a main breaker is used and when not more than six main disconnecting means are provided.

Strikesorb®



RSCAC-9457-HP-120-NH

RSCAC-6533-P-120-NH

Features

- 2 models: 60A Internal Disconnect / 30A Internal Disconnect
- (4) breakers total: (2) 16A breakers and (2) 10A din rail mounted branch breakers to supply 4-Micro Small Cell Radios for the 60A disconnect and (4) 7AMP for the 30A version.
- Employs the Strikesorb 30-A Surge Protective Device (SPD)
 - The Strikesorb 30-A is a Class II SPD, certified by VDE per the IEC 61643-11 standard as suitable for installation in areas where induced lightning exposure is expected
 - Strikesorb 30-A is able to withstand induced surge currents of up to 60kA (8/20)
 - Provides low let through / clamping voltage - as it does not employ spark gaps or other switching elements
 - Strikesorb offers unique protection levels for wireless and small cell applications
- Comes with two compression fittings that can be replaced with 1.25" NPT conduit fittings
- Pole mount bracket facilitates mounting up to 4" diameter pole using existing clamps. Can also be banded to any diameter pole. Center mount holes (5/8") for center pole mount

Benefits

- Offers unique maintenance free protection
- Protects up to 4-Micro small cell radio heads
- Utilizes a IP68/NEMA 6/6P rated enclosure, allowing for indoor or outdoor installation
- Lightweight design allows easy installation
- Four Din Rail breakers for individual power control and over current protection of 4-Micro small cell radio heads

Basic Applications

- Telecommunications

Strikesorb is a registered trademark of Raycap
© 2024 Raycap All rights reserved.
G02-01-331 240515

SPECIFICATIONS

AC Service Disconnect with Integrated Surge Protection RSCAC-9457-HP-120-NH • RSCAC-6533-P-120-NH

Strikesorb®

Electrical

Model Number	RSCAC-9457-HP-120-NH	RSCAC-6533-P-120-NH
Breakers	(4)breakers total: (2)16A and (2)10A breakers	(4)7A breakers
Disconnect Type	Main Switch (must be installed behind main breaker)	Main Switch (must be installed behind main breaker)
Service Disconnect Switch	60A (internal)	30A (internal)
Surge Protection Device (SPD) Type to UL	Strikesorb 30-A	Strikesorb 30-A
Number of Circuits Protected	4	4
Surge Protective Device (SPD) Type per UL 1449 5th Edition	Type 2 component assembly	Type 2 component assembly
Surge Protection Device (SPD) Class to IEC 61643-11	Class II	Class II
Nominal Operating Voltage [U_n]	120V	120V
Nominal Discharge Current [I_n] per UL 1449 5th Edition	20 kA 8/20 μ s	20 kA 8/20 μ s
Maximum Discharge Current [I_{max}] per IEC 61643-11	60 kA 8/20 μ s	60 kA 8/20 μ s
Maximum Continuous Operating Voltage [U_c] (MCOV)	150V	150V
Voltage Protection Level [U_p] per IEC 61643-11	700V	700V
Voltage Protection Rating (VPR)	20 kA 8/20 μ s	20 kA 8/20 μ s
Suppression Technology	MOV	MOV
Protection Modes (Dual Mode)	Line to neutral, neutral to ground	Line to neutral, neutral to ground
Maximum Fault Current	10 kA	10 kA

Mechanical

Connection Terminal (Power)	Compression Lug #6 - #14 AWG (13 - 2mm ²) Terminal Block #10-#26 AWG (6 - 0.14mm ²)	
Environmental Ingress Protection (IP) Rating	IP68 & NEMA 6/6P (When lid screws are installed)	IP68 & NEMA 6/6P (When lid screws are installed)
Operation Temperature (°C)	-40° C to +80° C	
Storage Temperature (°C)	-70° C to +80° C	
Enclosure Type (Outdoor)	Polycarbonate UL 94V-0 Rated	
Enclosure Dimension (L x W x H)	8.58" x 5.06" x 10.42" [218 x 129 x 265 mm]	8.58" x 5.06" x 10.42" [218 x 129 x 265 mm]
Weight	6.7 lbs [3.04kg]	6.7 lbs [3.04kg]

Standards Compliance & Certifications

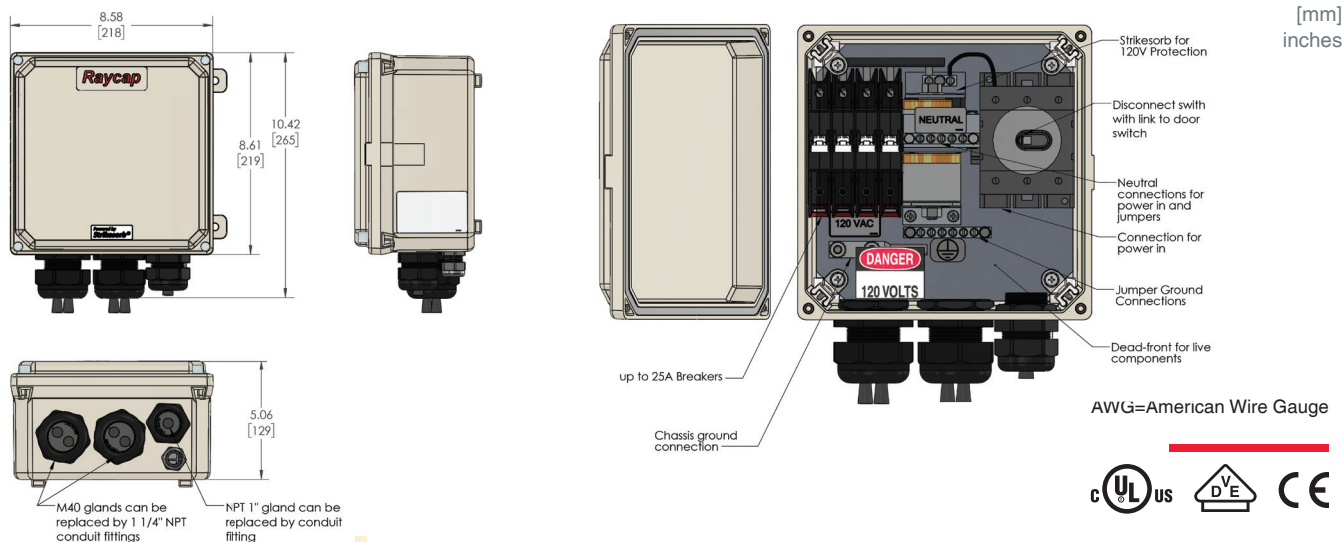
Strikesorb modules are compliant to the following Surge Protective Device (SPD) standards:

UL 1449 5th Edition: 2011, IEC 61643-11: 2011, EN 61643-11: 2012, IEEE C62.11: 2005, IEEE C62.41: 2002, IEEE C62.45: 2002, NEMA-LS-1

Certification UL, VDE, CE

Panel Board Certification UL 67

Product Diagram



Raycap

www.raycap.com



AC Service Disconnect with Integrated Surge Protection
for Micro Small Cell Radio Heads**RSCAC-9457-HP-120-D • RSCAC-9457-HP-120-ID**

powered by

Strikesorb®

The RSCAC-9457-HP-120-D is an AC Disconnect with integrated surge protection. It is designed to provide robust overvoltage surge protection for the AC power circuits for today's third and fourth generation distributed architecture radio systems. It employs Strikesorb® 30-A modules capable of withstanding induced surge currents of up to 60kA (8/20µs). The RSCAC-9457-HP-120-D provides dual (line to neutral) (neutral to ground) protection for four complete 120V AC circuits protecting four small cell radios.

Suitable for use as service equipment when a main breaker is used and when not more than six main disconnecting means are provided.



RSCAC-9457-HP-120-D

RSCAC-9457-HP-120-ID

Features

- 2 models: 60A External Disconnect / 60A Disconnect with internal switch
- (4) breakers total: (2) 16A breakers and (2) 10A din rail mounted branch breakers to supply 4-Micro Small Cell Radios
- Employs the Strikesorb 30-A Surge Protective Device (SPD)
 - The Strikesorb 30-A is a Class II SPD, certified by VDE per the IEC 61643-11 standard as suitable for installation in areas where induced lightning exposure is expected
 - Strikesorb 30-A is able to withstand induced surge currents of up to 60kA (8/20)
 - Provides low let through / clamping voltage - as it does not employ spark gaps or other switching elements
 - Strikesorb offers unique protection levels for wireless and small cell applications
- Comes with two compression fittings that can be replaced with 1.25" NPT conduit fittings
- Pole mount bracket facilitates mounting up to 4" diameter pole using existing clamps. Can also be banded to any diameter pole. Center mount holes (5/8") for center pole mount

Benefits

- Offers unique maintenance free protection
- Protects up to 4-Micro small cell radio heads
- Utilizes a IP68/NEMA 6/6P rated enclosure, allowing for indoor or outdoor installation
- Lightweight design allows easy installation
- Four Din Rail breakers for individual power control and over current protection of 4-Micro small cell radio heads

Basic Applications

- Telecommunications

**Raycap**www.raycap.com

Strikesorb is a registered trademark of Raycap
© 2024 Raycap All rights reserved.
G02-01-328 240515

SPECIFICATIONS

powered by

Strikesorb®

AC Service Disconnect with Integrated Surge Protection for Micro Small Cell Radio Heads

RSCAC-9457-HP-120-D • RSCAC-9457-HP-120-ID

Electrical

Model Number	RSCAC-9457-HP-120-D	RSCAC-9457-HP-120-ID
Breakers	(4)breakers total: (2)16A and (2)10A breakers	(4)breakers total: (2)16A and (2)10A breakers
Disconnect Type	Main Switch (must be installed behind main breaker)	Main Switch (must be installed behind main breaker)
Service Disconnect Switch	60A (external)	60A (internal)
Surge Protection Device (SPD) Type to UL	Strikesorb 30-A	Strikesorb 30-A
Number of Circuits Protected	4	4
Surge Protective Device (SPD) Type per UL 1449 5th Edition	Type 2 component assembly	Type 2 component assembly
Surge Protection Device (SPD) Class to IEC 61643-11	Class II	Class II
Nominal Operating Voltage [U_n]	120V	120V
Nominal Discharge Current [I_n] per UL 1449 5th Edition	20kA 8/20 μ s	20kA 8/20 μ s
Maximum Discharge Current [I_{max}] per IEC 61643-11	60kA 8/20 μ s	60kA 8/20 μ s
Maximum Continuous Operating Voltage [U_c] (MCOV)	150V	150V
Voltage Protection Level [U_p] per IEC 61643-11	700V	700V
Voltage Protection Rating (VPR)	20kA 8/20 μ s	20kA 8/20 μ s
Suppression Technology	MOV	MOV
Protection Modes (Dual Mode)	Line to neutral, neutral to ground	Line to neutral, neutral to ground
Maximum Fault Current	10kA	10kA

Mechanical

Connection Terminal (Power)	Compression Lug #6 - #14 AWG (13 - 2mm ²) Terminal Block #10-#26 AWG (6 - 0.14mm ²)	
Environmental Ingress Protection (IP) Rating	NEMA 4X	IP68 & NEMA 6/6P (When lid screws are installed)
Operation Temperature (°C)	-40° C to +80° C	
Storage Temperature (°C)	-70° C to +80° C	
Enclosure Type (Outdoor)	Polycarbonate UL 94V-0 Rated	
Enclosure Dimension (L x W x H)	8.58" x 6.94" x 10.42" [218 x 176 x 265 mm]	8.58" x 5.06" x 10.42" [218 x 129 x 265 mm]
Weight	7.00 lbs [3.17kg]	6.85 lbs [3.10kg]

Standards Compliance & Certifications

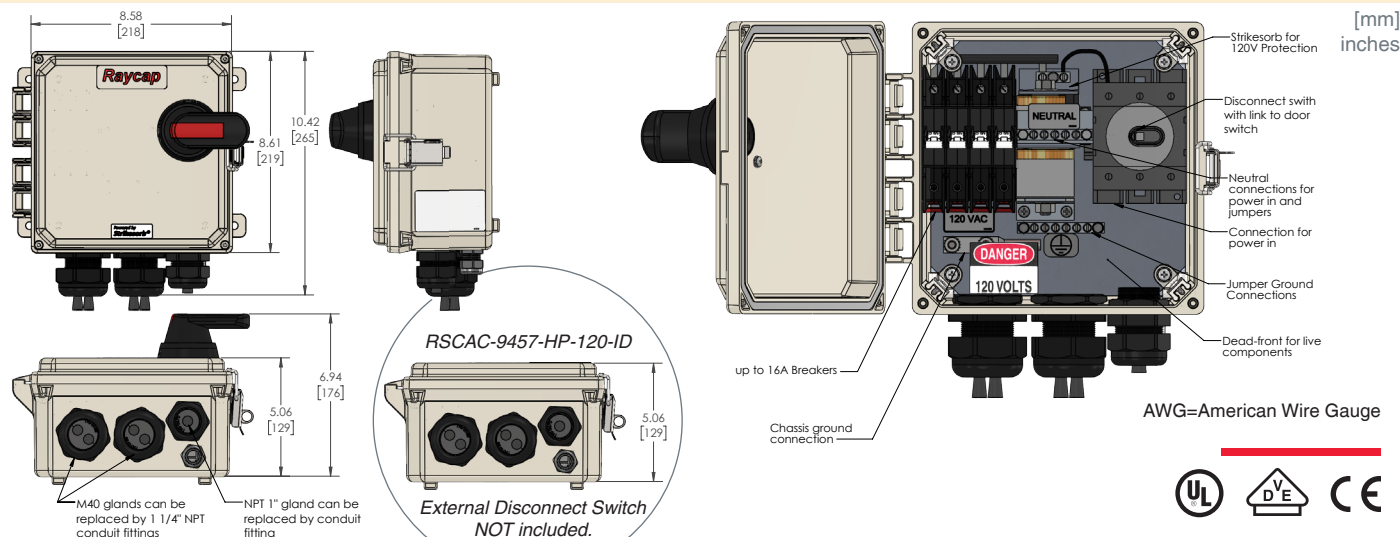
Strikesorb modules are compliant to the following Surge Protective Device (SPD) standards:

UL 1449 5th Edition: 2011, IEC 61643-11: 2011, EN 61643-11: 2012, IEEE C62.11: 2005, IEEE C62.41: 2002, IEEE C62.45: 2002, NEMA-LS-1

Certification UL, VDE, CE

Panel Board Certification UL 67

Product Diagram



Raycap

www.raycap.com

G02-01-328 240515

AC Service Disconnect with Integrated Surge Protection
for Pico Small Cell Radio Heads**RSCAC-6533-P-120-D • RSCAC-6533-P-120-ID****Strikesorb®**

The RSCAC-6533 series is an AC Disconnect load center and integrated surge protection. It is designed to provide robust overvoltage surge protection for the AC power circuits for today's third and fourth generation distributed architecture radio systems. It employs Strikesorb® 30-A modules capable of withstanding induced surge currents of up to 60kA (8/20µs). The RSCAC-6533-P-120-D provides dual (line to neutral) (neutral to ground) protection for four complete 120V AC circuits protecting four small cell radios.

Suitable for use as service equipment when a main breaker is used and when not more than six main disconnecting means are provided.



RSCAC-6533-P-120-D

RSCAC-6533-P-120-ID

Features

- 2 models: 30A External Disconnect / 30A Disconnect with internal switch
- Four 7amp din rail mounted branch breakers to supply 4-Pico Small Cell Radios
- Employs the Strikesorb 30-A Surge Protective Device (SPD)
 - The Strikesorb 30-A is a Class II SPD, certified by VDE per the IEC 61643-11 standard as suitable for installation in areas where induced lightning exposure is expected
 - Strikesorb 30-A is able to withstand induced surge currents of up to 60kA (8/20)
 - Provides low let through / clamping voltage - as it does not employ spark gaps or other switching elements
 - Strikesorb offers unique protection levels for wireless and small cell applications
- Comes with two compression fittings that can be replaced with 1.25" NPT conduit fittings and one compression fitting that can be replaced with 1" conduit fitting
- Pole mount bracket facilitates mounting up to 4" diameter pole using existing clamps. Can also be banded to any diameter pole. Center mount holes (5/8") for center pole mount

Benefits

- Offers unique maintenance free protection
- Protects up to 4-Pico small cell radio heads
- Utilizes a IP68/NEMA 6/6P rated enclosure, allowing for indoor or outdoor installation
- Lightweight design allows easy installation
- Four Din Rail breakers for individual power control and over current protection of 4-Pico small cell radio heads

Basic Applications

- Telecommunications

**Raycap**

www.raycap.com

Strikesorb is a registered trademark of Raycap
© 2024 Raycap All rights reserved.
G02-01-327 240515

SPECIFICATIONS

Strikesorb®

AC Service Disconnect with Integrated Surge Protection
for Pico Small Cell Radio Heads

RSCAC-6533-P-120-D • RSCAC-6533-P-120-ID

Electrical

Model Number	RSCAC-6533-P-120-D	RSCAC-6533-P-120-ID
Breakers	(4) 7 amp	(4) 7 amp
Disconnect Type	Main Switch (must be installed behind main breaker)	Main Switch (must be installed behind main breaker)
Service Disconnect Switch	30A (external)	30A (internal)
Surge Protection Device (SPD) Type to UL	Strikesorb 30-A	Strikesorb 30-A
Number of Circuits Protected	4	4
Surge Protective Device (SPD) Type per UL 1449 5th Edition	Type 2 component assembly	Type 2 component assembly
Surge Protection Device (SPD) Class to IEC 61643-11	Class II	Class II
Nominal Operating Voltage [U_n]	120V	120V
Nominal Discharge Current [I_n] per UL 1449 5th Edition	20kA 8/20 μ s	20kA 8/20 μ s
Maximum Discharge Current [I_{max}] per IEC 61643-11	60kA 8/20 μ s	60kA 8/20 μ s
Maximum Continuous Operating Voltage [U_c] (MCOV)	150V	150V
Voltage Protection Level [U_p] per IEC 61643-11	700V	700V
Voltage Protection Rating (VPR)	20kA 8/20 μ s	20kA 8/20 μ s
Suppression Technology	MOV	MOV
Protection Modes (Dual Mode)	Line to neutral, neutral to ground	Line to neutral, neutral to ground
Maximum Fault Current	10 kA	10 kA

Mechanical

Connection Terminal (Power)	Compression Lug #6 - #14 AWG (13 - 2mm ²) Terminal Block #10-#26 AWG (6 - 0.14mm ²)	
Environmental Ingress Protection (IP) Rating	NEMA 4X	IP68 & NEMA 6/6P (When lid screws are installed)
Operation Temperature (°C)	-40° C to +80° C	
Storage Temperature (°C)	-70° C to +80° C	
Enclosure Type (Outdoor)	Polycarbonate UL 94V-0 Rated	
Enclosure Dimension (L x W x H)	8.58" x 6.94" x 10.42" [218 x 176 x 265 mm]	8.58" x 5.06" x 10.42" [218 x 129 x 265 mm]
Weight	7.00 lbs [3.17kg]	6.85 lbs [3.10kg]

Standards Compliance & Certifications

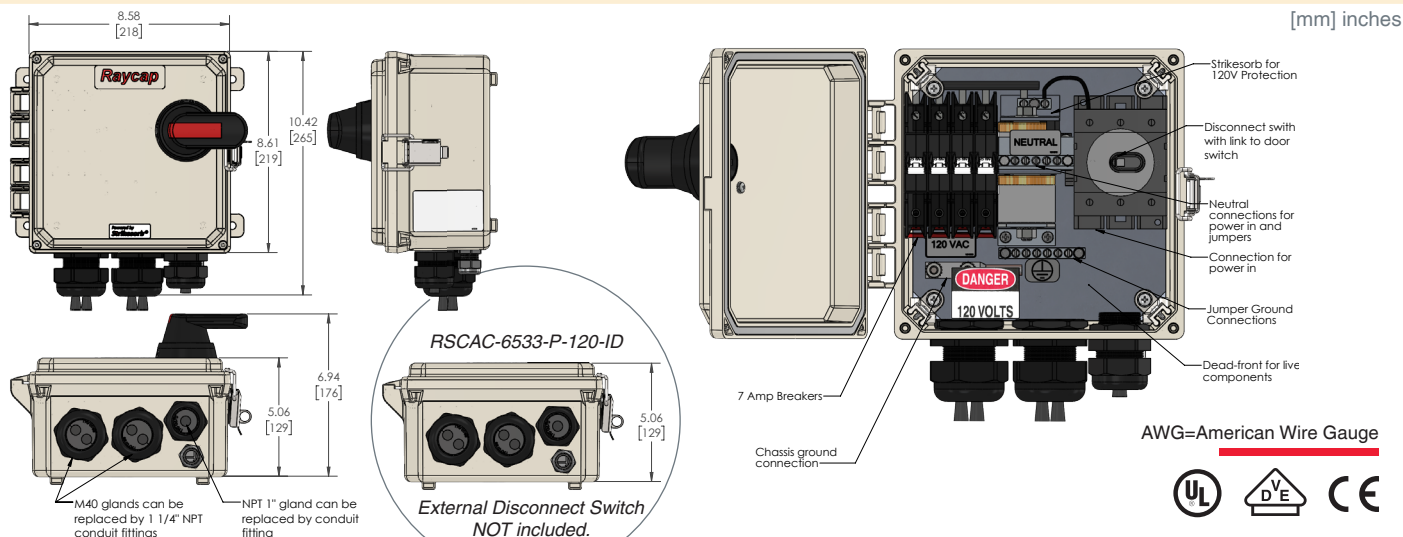
Strikesorb modules are compliant to the following Surge Protective Device (SPD) standards:

UL 1449 5th Edition: 2011, IEC 61643-11: 2011, EN 61643-11: 2012, IEEE C62.11: 2005, IEEE C62.41: 2002, IEEE C62.45: 2002, NEMA-LS-1

Certification UL, VDE, CE

Panel Board Certification UL 67

Product Diagram



Raycap

www.raycap.com

G02-01-327 240515

DATA SHEET

AC Disconnect with Integrated Surge Protection for Small Cell Radio Heads


RSx-DMN-X02MS-21NN] 60A Main Breaker
RSx-DMC-X02MS-21NN]

RSx-DMN-Z02MS-21NN] 100A Main Breaker
RSx-DMC-Z02MS-21NN]

Strikesorb®

The RSx-D series are AC Disconnect, Load Center and Surge Protection Devices that are Suitable for Use as Service Equipment (SUSE). They are designed to provide robust overvoltage surge protection for up to 10 AC power circuits for today's small cell radio systems.

Use (x) character in model prefix to indicate enclosure color option
D: Light Gray G: Green B: Black N: Brown L: Blue



RSD-DMC-Z02MS-21NN

(Lt. Gray color, 2 Breakers, Strikesorb SPD,
External Disconnect)

Mounting Bracket Included

Features

- Suitable for Use as Service Equipment (SUSE) without condition per UL and NEC with 60A or 100A main breaker
- Up to ten circuits for individual power control and over current protection
- Comes standard with 2x 1-Pos or 1x 2-Pos din-rail breakers (2A to 25A)
- 120/240VAC split phase configuration
- Available Surge Protection:
 - Strikesorb 30-A-2CHV Surge Protective Device (SPD)
 - Class I SPD, certified by VDE per the IEC 61643-11 standard as suitable for installation in areas where induced lightning exposure is expected
 - Withstand direct surge currents up to 5kA (10/350µs) and induced surge currents of up to 60kA (8/20)
 - Low let through / clamping voltage - as it does not employ spark gaps or other switching elements
- Lockable front hatch access to the main breaker (Optional). Main power can be turned on and off without opening the main enclosure door. Lockout Tagout (LOTO) functionality.
- Pole mount bracket facilitates mounting on up to 4" diameter pole using existing clamps. Can also be banded to any diameter pole. Center mount holes (5/8") for center pole mount.
- Top, bottom or side cable entry allows for cleaner installations
- Customer specified knockouts available

Benefits

- Offers unique maintenance free protection
- NEMA 4 rated enclosure, allowing for installation in harsh environments
- Lightweight design allows easy installation

Raycap

www.raycap.com

Strikesorb is a registered trademark of Raycap
© 2024 Raycap All rights reserved.
G02-01-739 240515

SPECIFICATIONS

Strikesorb®

AC Disconnect with Integrated Surge Protection for Small Cell Radio Heads

RSx-DMN-X02MS-21NN] 60A Main Breaker
RSx-DMC-X02MS-21NN]

RSx-DMN-Z02MS-21NN] 100A Main Breaker
RSx-DMC-Z02MS-21NN]

Product Information

Strikesorb SPD Models

Model Number		RSx-DMN-X02MS-21NN
	Number of Circuits	Available up to 10 circuits
	Service Disconnect	60A main breaker
		RSx-DMC-X02MS-21NN
	Number of Circuits	Available up to 10 circuits
	Service Disconnect	60A main breaker (with external disconnect)
		RSx-DMN-Z02MS-21NN
	Number of Circuits	Available up to 10 circuits
	Service Disconnect	100A main breaker
		RSx-DMC-Z02MS-21NN
	Number of Circuits	Available up to 10 circuits
	Service Disconnect	100A main breaker (with external disconnect)
Breakers		13mm DIN Rail
Breakers Provided*		2x 1-Pos or 1x 2-Pos din-rail breakers (2A to 25A)
Breaker Interrupt Rating (kAIC)		10kA
Connection (Power)		Main Breaker #12 - #20 AWG (3.31 - 67.4mm ²)
		Branch Breaker #14 - #2 AWG (2.5 - 6mm ²)
		Ground and Neutral Busbars #14 - #2 AWG (2.08 - 33.6mm ²)
Enclosure Type (Outdoor)		Powder Coated Steel
Enclosure		Hinged with Padlockable Latches
Environmental Ingress Protection (IP) Rating		NEMA 4
Operation Temperature (°C)		-40° C to +80° C
Storage Temperature (°C)		-40° C to +80° C
Dimensions (W x H x D)		9.10" x 13.87" x 6.05" [231 x 352 x 154 mm]
Weight (including 2 Breakers) lbs.		Unit: 14.1 Bracket: 2.2 System: 16.3

Surge Suppression Specifications

Surge Protection Device (SPD) Type to UL	Strikesorb 30-A-2CHV Surge Suppression
Surge Protective Device (SPD) Type per UL 1449 5th Ed.	Recognized UL SPD
Surge Protection Device (SPD) Class to IEC 61643-11	Class I
Nominal Operating Voltage [U _n]	120V / 240V split phase
Nominal Discharge Current [I _n] per UL 1449 5th Ed.	20 kA 8/20 μs
Maximum Discharge Current [I _{max}] per IEC 61643-11	60 kA 8/20 μs
Impulse Discharge Current [I _{imp}] per IEC 61643-11	5kA 10/350 μs
Maximum Continuous Operating Voltage [U _c] (MCOV)	150V per line
Voltage Protection Level [U _p] per IEC 61643-11	700V
Suppression Technology	MOV
Protection Modes	L1 to Neutral, L2 to Neutral

Standards Compliance & Certifications

Strikesorb modules are compliant to the following Surge Protective Device (SPD) standards:

UL 1449 5th Edition: 2011, IEC 61643-11: 2011, EN 61643-11: 2012, IEEE C62.11: 2005, IEEE C62.41: 2002, IEEE C62.45: 2002, NEMA-LS-1

Certification	UL, VDE, CE
Panel Board Certification	UL 67 Pending (suitable for use as service equipment)

*Additional breakers and sizes are available and sold separately.

Raycap

www.raycap.com



AWG=American Wire Gauge

G02-01-739 240515

DATA SHEET

AC Disconnect with Integrated Surge Protection for Small Cell Radio Heads

RSx-DMN-X10MS-21NN

RSx-DMC-X10MS-21NN

60A Main Breaker

RSx-DMN-Z10MS-21NN

RSx-DMC-Z10MS-21NN

100A Main Breaker

Strikesorb®

The RSx-D series are AC Disconnect, Load Center and Surge Protection Devices that are Suitable for Use as Service Equipment (SUSE). They are designed to provide robust overvoltage surge protection for up to 10 AC power circuits for today's small cell radio systems.

Use (x) character in model prefix to indicate enclosure color option
D: Light Gray G: Green B: Black N: Brown L: Blue



UL 67

Type 4 Enclosure
Electrical Rating: 240V Single Phase

Service entrance rating:
Suitable for use as
service equipment

Class Interrupting Rating

Symmet Asym



RSD-DMC-Z10MS-21NN

(Lt. Gray color, 10 Breakers, Strikesorb SPD,
External Disconnect)

Mounting Bracket Included

Features

- Suitable for Use as Service Equipment (SUSE) without condition per UL and NEC with 60A or 100A main breaker
- Up to ten circuits for individual power control and over current protection
- Comes standard with 10x 1-Pos, 5x 2-Pos or other combination of din-rail breakers (2A to 25A)
- 120/240VAC split phase configuration
- Available Surge Protection:
 - Strikesorb 30-A-2CHV Surge Protective Device (SPD)
 - Class I SPD, certified by VDE per the IEC 61643-11 standard as suitable for installation in areas where induced lightning exposure is expected
 - Withstand direct surge currents up to 5kA (10/350µs) and induced surge currents of up to 60kA (8/20)
 - Low let through / clamping voltage - as it does not employ spark gaps or other switching elements
- Lockable front hatch access to the main breaker (Optional). Main power can be turned on and off without opening the main enclosure door. Lockout Tagout (LOTO) functionality.
- Pole mount bracket facilitates mounting on up to 4" diameter pole using existing clamps. Can also be banded to any diameter pole. Center mount holes (5/8") for center pole mount.
- Top, bottom or side cable entry allows for cleaner installations
- Customer specified knockouts available

Benefits

- Offers unique maintenance free protection
- NEMA 4 rated enclosure, allowing for installation in harsh environments
- Lightweight design allows easy installation

Raycap

www.raycap.com

Strikesorb is a registered trademark of Raycap

© 2024 Raycap All rights reserved.

G02-01-730 240515

SPECIFICATIONS

Strikesorb®

AC Disconnect with Integrated Surge Protection for Small Cell Radio Heads

RSx-DMN-X10MS-21NN] 60A Main Breaker
RSx-DMC-X10MS-21NN]
RSx-DMN-Z10MS-21NN] 100A Main Breaker
RSx-DMC-Z10MS-21NN]

Product Information

Strikesorb SPD Models

Model Number		RSx-DMN-X10MS-21NN
	Number of Circuits	Available up to 10 circuits
	Service Disconnect	60A main breaker
		RSx-DMC-X10MS-21NN
	Number of Circuits	Available up to 10 circuits
	Service Disconnect	60A main breaker (with external disconnect)
		RSx-DMN-Z10MS-21NN
	Number of Circuits	Available up to 10 circuits
	Service Disconnect	100A main breaker
		RSx-DMC-Z10MS-21NN
	Number of Circuits	Available up to 10 circuits
	Service Disconnect	100A main breaker (with external disconnect)
Breakers		13mm DIN Rail
Breakers Provided*		10x 1-Pos, 5x 2-Pos or other combination (2A to 25A)
Breaker Interrupt Rating (kAIC)		10kA
Connection (Power)		Main Breaker #12 - #20 AWG (3.31 - 67.4mm ²)
		Branch Breaker #14 - #2 AWG (2.5 - 6mm ²)
		Ground and Neutral Busbars #14 - #2 AWG (2.08 - 33.6mm ²)
Enclosure Type (Outdoor)		Powder Coated Steel
Enclosure		Hinged with Padlockable Latches
Environmental Ingress Protection (IP) Rating		NEMA 4
Operation Temperature (°C)		-40° C to +80° C
Storage Temperature (°C)		-40° C to +80° C
Dimensions (W x H x D)		9.10" x 13.87" x 6.05" [231 x 352 x 154 mm]
Weight (including 10 Breakers) lbs.		Unit: 15.9 Bracket: 2.2 System: 18.1

Surge Suppression Specifications

Surge Protection Device (SPD) Type to UL	Strikesorb 30-A-2CHV Surge Suppression
Surge Protective Device (SPD) Type per UL 1449 5th Ed.	Recognized UL SPD
Surge Protection Device (SPD) Class to IEC 61643-11	Class I
Nominal Operating Voltage [U _n]	120V / 240V split phase
Nominal Discharge Current [I _n] per UL 1449 5th Ed.	20 kA 8/20µs
Maximum Discharge Current [I _{max}] per IEC 61643-11	60 kA 8/20µs
Impulse Discharge Current [I _{imp}] per IEC 61643-11	5kA 10/350µs
Maximum Continuous Operating Voltage [U _c] (MCOV)	150V per line
Voltage Protection Level [U _p] per IEC 61643-11	700V
Suppression Technology	MOV
Protection Modes	L1 to Neutral, L2 to Neutral

Standards Compliance & Certifications

Strikesorb modules are compliant to the following Surge Protective Device (SPD) standards:

UL 1449 5th Edition: 2011, IEC 61643-11: 2011, EN 61643-11: 2012, IEEE C62.11: 2005, IEEE C62.41: 2002, IEEE C62.45: 2002, NEMA-LS-1

Certification	UL, VDE, CE
Panel Board Certification	UL 67 Pending (suitable for use as service equipment)

*Additional breakers and sizes are available and sold separately.

Raycap

www.raycap.com



AWG=American Wire Gauge

G02-01-730 240515

AC Disconnect with Integrated Surge Protection for Small Cell Radio Heads


RSx-DMN-X02MS-21NN • RSx-DML-X02MS-21NN] 60A Main Breaker

RSx-DMN-Z02MS-21NN • RSx-DML-Z02MS-21NN] 100A Main Breaker

Strikesorb®

The RSx-D series are AC Disconnect, Load Center and Surge Protection Devices that are Suitable for Use as Service Equipment (SUSE). They are designed to provide robust overvoltage surge protection for up to 10 AC power circuits for today's small cell radio systems.

Use (x) character in model prefix to indicate enclosure color option
D: Light Gray G: Green B: Black N: Brown L: Blue



Features


- Suitable for Use as Service Equipment (SUSE) without condition per UL and NEC with 60A or 100A main breaker
- Up to ten circuits for individual power control and over current protection
- Comes standard with (2) din rail 13mm breakers providing (2) 120VAC circuits which can be bridged to provide (1) 240V feed
- 120/240VAC split phase configuration
- Available Surge Protection:
 - Optional Strikesorb 30-A-2CHV Surge Protective Device (SPD)
 - Class I SPD, certified by VDE per the IEC 61643-11 standard as suitable for installation in areas where induced lightning exposure is expected
 - Withstand direct surge currents up to 5kA (10/350µs) and induced surge currents of up to 60kA (8/20)
 - Low let through / clamping voltage - as it does not employ spark gaps or other switching elements
- Lockable front hatch access to the main breaker (Optional). Main power can be turned on and off without opening the main enclosure door. Lockout Tagout (LOTO) functionality.
- Pole mount bracket facilitates mounting on up to 4" diameter pole using existing clamps. Can also be banded to any diameter pole. Center mount holes (5/8") for center pole mount.
- Top, bottom or side cable entry allows for cleaner installations
- Customer specified knockouts available

Benefits

- Offers unique maintenance free protection
- NEMA 4 rated enclosure, allowing for installation in harsh environments
- Lightweight design allows easy installation

UL 67

Type 4 Enclosure Electrical Rating: 240V Single Phase	
Service entrance rating: Suitable for use as service equipment	
Class	Interrupting Rating
Symmet.	Asym.



*RSD-DMN-Z02MS-21NN
(Lt. Gray color, 2 Breakers, Strikesorb SPD,
External Disconnect)*

Mounting Bracket Included

Raycap

www.raycap.com

Strikesorb is a registered trademark of Raycap
© 2024 Raycap All rights reserved.
G02-01-793 240515

SPECIFICATIONS

AC Disconnect with Integrated Surge Protection for Small Cell Radio Heads

Strikesorb®

RSx-DMN-X02MS-21NN • RSx-DML-X02MS-21NN] 60A Main Breaker

RSx-DMN-Z02MS-21NN • RSx-DML-Z02MS-21NN] 100A Main Breaker

Product Information

Model Number		RSx-DMN-X02MS-21NN
	Number of Circuits	Available up to 10 circuits
	Service Disconnect	60A main breaker
		RSx-DML-X02MS-21NN
	Number of Circuits	Available up to 10 circuits
	Service Disconnect	60A main breaker (with external disconnect)
		RSx-DMN-Z02MS-21NN
	Number of Circuits	Available up to 10 circuits
	Service Disconnect	100A main breaker
		RSx-DML-Z02MS-21NN
	Number of Circuits	Available up to 10 circuits
	Service Disconnect	100A main breaker (with external disconnect)
Breakers		13mm DIN Rail
Breaker Interrupt Rating (kAIC)		10kA
Connection (Power)		Main Breaker #12 - #2Ø AWG (3.31 - 67.4mm ²)
		Branch Breaker #14 - #2 AWG (2.5 - 6mm ²)
		Ground and Neutral Busbars #14 - #2 AWG (2.08 - 33.6mm ²)
Enclosure Type (Outdoor)		Powder Coated Steel
Enclosure		Hinged with Padlockable Latches
Environmental Ingress Protection (IP) Rating		NEMA 4
Operation Temperature (°C)		-40° C to +80° C
Storage Temperature (°C)		-40° C to +80° C
Dimensions (W x H x D)		9.10" x 13.87" x 6.05" [231 x 352 x 154 mm]
Weight (including 2 Breakers) lbs.		Unit: 17.8 Bracket: 2.7 System: 20.5

Surge Suppression Specifications

Surge Protection Device (SPD) Type to UL	Strikesorb 30-A-2CHV Surge Suppression
Surge Protective Device (SPD) Type per UL 1449 5th Ed.	Recognized UL SPD
Surge Protection Device (SPD) Class to IEC 61643-11	Class I
Nominal Operating Voltage [U _n]	120V / 240V split phase
Nominal Discharge Current [I _n] per UL 1449 5th Ed.	20 kA 8/20µs
Maximum Discharge Current [I _{max}] per IEC 61643-11	60 kA 8/20µs
Impulse Discharge Current [I _{imp}] per IEC 61643-11	5 kA 10/350µs
Maximum Continuous Operating Voltage [U _c] (MCOV)	150V per line
Voltage Protection Level [U _p] per IEC 61643-11	700V
Voltage Protection Rating (UL)	—
Suppression Technology	MOV
Protection Modes	L1 to Neutral, L2 to Neutral

Standards Compliance & Certifications

Strikesorb modules are compliant to the following Surge Protective Device (SPD) standards:

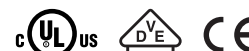
UL 1449 5th Edition: 2011, IEC 61643-11: 2011, EN 61643-11: 2012, IEEE C62.11: 2005, IEEE C62.41: 2002, IEEE C62.45: 2002, NEMA-LS-1

Certification	UL, VDE, CE
Panel Board Certification	UL 67 (suitable for use as service equipment)

*Additional breakers and sizes are available and sold separately.

Raycap

www.raycap.com



AWG=American Wire Gauge

G02-01-793 240515

DATA SHEET

AC Disconnect with Integrated Surge Protection for Small Cell Radio Heads


RSx-DMN-X10MS-21NN • RSx-DML-X10MS-21NN] 60A Main Breaker

RSx-DMN-Z10MS-21NN • RSx-DML-Z10MS-21NN] 100A Main Breaker

Strikesorb®

The RSx-D series are AC Disconnect, Load Center and Surge Protection Devices that are Suitable for Use as Service Equipment (SUSE). They are designed to provide robust overvoltage surge protection for up to 10 AC power circuits for today's small cell radio systems.

Use (x) character in model prefix to indicate enclosure color option
D: Light Gray G: Green B: Black N: Brown L: Blue



Features

- Suitable for Use as Service Equipment (SUSE) without condition per UL and NEC with 60A or 100A main breaker
- Up to ten circuits for individual power control and over current protection
- Comes standard with (10) din rail 13mm breakers providing 120VAC circuits which can be bridged to provide (5) 240V feeds
- 120/240VAC split phase configuration
- Strikesorb 30-A-2CHV Surge Protective Device (SPD)
 - Class I SPD, certified by VDE per the IEC 61643-11 standard as suitable for installation in areas where induced lightning exposure is expected
 - Withstand direct surge currents up to 5kA (10/350µs) and induced surge currents of up to 60kA (8/20)
 - Low let through / clamping voltage - as it does not employ spark gaps or other switching elements
- Lockable front hatch access to the main breaker (Optional). Main power can be turned on and off without opening the main enclosure door. Lockout Tagout (LOTO) functionality.
- LED indicator for "Power On" status and the position of the Main Breaker Disconnect (Optional)
 - 1 breaker utilized for LED indicator when this option is chosen
 - Maximum (9) 120VAC circuits, maximum (4) 240V feeds) when this option is chosen
- Pole mount bracket facilitates mounting on up to 4" diameter pole using existing clamps. Can also be banded to any diameter pole. Center mount holes (5/8") for center pole mount.
- Top, bottom or side cable entry allows for cleaner installations
- Customer specified knockouts available

Benefits


- Offers unique maintenance free protection
- NEMA 4 rated enclosure, allowing for installation in harsh environments
- Lightweight design allows easy installation

UL 67

Type 4 Enclosure
Electrical Rating: 240V Single Phase

Service entrance rating:
Suitable for use as
service equipment

Interrupting Rating
Symmet



RSD-DML-Z16MS-21NN
(Lt. Gray color, 10 Breakers,
Strikesorb SPD, External Disconnect &
LED Power-ON Status Indicator)

Mounting Bracket Included

Raycap

www.raycap.com

Strikesorb is a registered trademark of Raycap
© 2024 Raycap All rights reserved.
G02-01-792 240515

SPECIFICATIONS

Strikesorb®

AC Disconnect with Integrated Surge Protection for Small Cell Radio Heads

RSx-DMN-X10MS-21NN • RSx-DML-X10MS-21NN] 60A Main Breaker

RSx-DMN-Z10MS-21NN • RSx-DML-Z10MS-21NN] 100A Main Breaker

Product Information

Model Number		RSx-DMN-X10MS-21NN
Number of Circuits		Available up to 10 circuits
Service Disconnect		60A main breaker
		RSx-DML-X10MS-21NN
Number of Circuits		Available up to 10 circuits
Service Disconnect		60A main breaker (with external disconnect & LED)
		RSx-DMN-Z10MS-21NN
Number of Circuits		Available up to 10 circuits
Service Disconnect		100A main breaker
		RSx-DML-Z10MS-21NN
Number of Circuits		Available up to 10 circuits
Service Disconnect		100A main breaker (with external disconnect & LED)
Breakers		13mm DIN Rail
Breaker Interrupt Rating (kAIC)		10kA
Connection (Power)		Main Breaker #12 - #2Ø AWG (3.31 - 67.4mm²)
		Branch Breaker #18 - #2 AWG (1.02 - 33.6mm²)
		Ground and Neutral Busbars #14 - #2 AWG (2.08 - 33.6mm²)
Enclosure Type (Outdoor)		Powder Coated Steel
Enclosure		Hinged with Padlockable Latches
Environmental Ingress Protection (IP) Rating		NEMA 4
Operation Temperature (°C)		-40° C to +80° C
Storage Temperature (°C)		-40° C to +80° C
Dimensions (W x H x D)		9.10" x 13.87" x 6.05" [231 x 352 x 154 mm]
Weight (including 16 Breakers) lbs.		Unit: 20.9 Bracket: 2.7 System: 23.6

Surge Suppression Specifications

Surge Protection Device (SPD) Type to UL	Strikesorb 30-A-2CHV Surge Suppression
Surge Protective Device (SPD) Type per UL 1449 5th Ed.	Recognized UL SPD
Surge Protection Device (SPD) Class to IEC 61643-11	Class I
Nominal Operating Voltage [U _n]	120V / 240V split phase
Nominal Discharge Current [I _n] per UL 1449 5th Ed.	20 kA 8/20µs
Maximum Discharge Current [I _{max}] per IEC 61643-11	60 kA 8/20µs
Impulse Discharge Current [I _{imp}] per IEC 61643-11	5 kA 10/350µs
Maximum Continuous Operating Voltage [U _c] (MCOV)	150V per line
Voltage Protection Level [U _p] per IEC 61643-11	700V
Suppression Technology	MOV
Protection Modes	L1 to Neutral, L2 to Neutral

Standards Compliance & Certifications

Strikesorb modules are compliant to the following Surge Protective Device (SPD) standards:

UL 1449 5th Edition: 2011, IEC 61643-11: 2011, EN 61643-11: 2012, IEEE C62.11: 2005, IEEE C62.41: 2002, IEEE C62.45: 2002, NEMA-LS-1

Certification	UL, VDE, CE
Panel Board Certification	UL 67 (suitable for use as service equipment)

**Additional breakers and sizes are available and sold separately.*

Raycap

www.raycap.com




 AWG=American Wire Gauge

G02-01-792 240515


AC Disconnect with Integrated Surge Protection for Small Cell Radio Heads

RSx-EMN-X02MS-21NN • RSx-EML-X02MS-21NN 60A Main Breaker
RSx-EMN-Z02MS-21NN • RSx-EML-Z02MS-21NN 100A Main Breaker

Strikesorb®

The RSx-E series are AC Disconnect, Load Center and Surge Protection Devices that are Suitable for Use as Service Equipment (SUSE). They are designed to provide robust overvoltage surge protection for up to 12 AC power circuits for today's small cell radio systems.

Use (x) character in model prefix to indicate enclosure color option
 D: Light Gray G: Green B: Black N: Brown



Features

- Suitable for Use as Service Equipment (SUSE) without condition per UL and NEC with 60A or 100A main breaker
- Up to twelve circuits for individual power control and over current protection
- Comes standard with (2) din rail 13mm breakers (2x20A) providing (2) 120VAC circuits which can be bridged to provide (1) 240V feed
- 120/240VAC split phase configuration
- Available Surge Protection:
 - Optional Strikesorb 30-A-2CHV Surge Protective Device (SPD)
 - Class I SPD, certified by VDE per the IEC 61643-11 standard as suitable for installation in areas where induced lightning exposure is expected
 - Withstand direct surge currents up to 5kA (10/350µs) and induced surge currents of up to 60kA (8/20)
 - Low let through / clamping voltage - as it does not employ spark gaps or other switching elements
 - Optional Raycap ProTec Din Rail Surge Protective Device (SPD)
 - Class II SPD, certified by VDE per the IEC 61643-11 standard
 - Withstand induced surge currents of up to 50kA (8/20)
 - High-Energy MOV and Thermal Protection
 - Visual status indication
- Lockable front hatch access to the main breaker (Optional). Main power can be turned on and off without opening the main enclosure door. Lockout Tagout (LOTO) functionality.
- Pole mount bracket facilitates mounting on up to 4" diameter pole using existing clamps. Can also be banded to any diameter pole. Center mount holes (5/8") for center pole mount.
- Top, bottom or side cable entry allows for cleaner installations
- Customer specified knockouts available

UL 67

Type 4 Enclosure Electrical Rating: 240V Single Phase	
Service entrance rating: Suitable for use as service equipment	
Class	Interrupting Rating
Symmet.	Asymmet.



RSD-EMC-Z02MS-21NN
 (Lt. Gray color, 2 Breakers, Strikesorb SPD,
 External Disconnect)

Mounting Bracket Included

Benefits

- Offers unique maintenance free protection
- NEMA 4 rated enclosure, allowing for installation in harsh environments
- Lightweight design allows easy installation

Raycap

www.raycap.com

Strikesorb is a registered trademark of Raycap
 © 2024 Raycap All rights reserved.
 G02-01-791 240515

SPECIFICATIONS

Strikesorb®

AC Disconnect with Integrated Surge Protection for Small Cell Radio Heads

RSx-EMN-X02MS-21NN • RSx-EML-X02MS-21NN 60A Main Breaker
RSx-EMN-Z02MS-21NN • RSx-EML-Z02MS-21NN 100A Main Breaker

Product Information

Model Number		RSx-EMN-X02MS-21NN
Number of Circuits		Available up to 16 circuits
Service Disconnect		60A main breaker
		RSx-EML-X02MS-21NN
Number of Circuits		Available up to 16 circuits
Service Disconnect		60A main breaker (with external disconnect & LED)
		RSx-EMN-Z02MS-21NN
Number of Circuits		Available up to 16 circuits
Service Disconnect		100A main breaker
		RSx-EML-Z02MS-21NN
Number of Circuits		Available up to 16 circuits
Service Disconnect		100A main breaker (with external disconnect & LED)
Breakers		13mm DIN Rail
Breakers Provided*		2x20A, 10x10A
Breaker Interrupt Rating (kAIC)		10kA
Connection (Power)		Main Breaker #12 - #20 AWG (3.31 - 67.4mm ²)
		Branch Breaker #18 - #2 AWG (1.02 - 33.6mm ²)
		Ground and Neutral Busbars #14 - #2 AWG (2.08 - 33.6mm ²)
Enclosure Type (Outdoor)		Powder Coated Steel
Enclosure		Hinged with Padlockable Latches
Environmental Ingress Protection (IP) Rating		NEMA 4
Operation Temperature (°C)		-40° C to +80° C
Storage Temperature (°C)		-40° C to +80° C
Dimensions (W x H x D)		9.10" x 14.87" x 6.05" [231 x 377 x 154 mm]
Weight (including 16 Breakers) lbs.		Unit: 14.8 Bracket: 2.3 System: 17.1

Surge Suppression Specifications

Surge Protection Device (SPD) Type to UL	Strikesorb 30-A-2CHV Surge Suppression
Surge Protective Device (SPD) Type per UL 1449 5th Ed.	Recognized UL SPD
Surge Protection Device (SPD) Class to IEC 61643-11	Class I
Nominal Operating Voltage [U _n]	120V / 240V split phase
Nominal Discharge Current [I _n] per UL 1449 5th Ed.	20 kA 8/20 μs
Maximum Discharge Current [I _{max}] per IEC 61643-11	60 kA 8/20 μs
Impulse Discharge Current [I _{imp}] per IEC 61643-11	5 kA 10/350 μs
Maximum Continuous Operating Voltage [U _c] (MCOV)	150V per line
Voltage Protection Level [U _p] per IEC 61643-11	700V
Suppression Technology	MOV
Protection Modes	L1 to Neutral, L2 to Neutral

Standards Compliance & Certifications

Strikesorb modules are compliant to the following Surge Protective Device (SPD) standards:

UL 1449 5th Edition: 2011, IEC 61643-11: 2011, EN 61643-11: 2012, IEEE C62.11: 2005, IEEE C62.41: 2002, IEEE C62.45: 2002, NEMA-LS-1

Certification	UL, VDE, CE
Panel Board Certification	UL 67 (suitable for use as service equipment)

*Additional breakers and sizes are available and sold separately.

Raycap

www.raycap.com




 AWG=American Wire Gauge

G02-01-791 240515

DATA SHEET

AC Disconnect with Integrated Surge Protection for Small Cell Radio Heads

RSx-EMN-X12MS-21NN • RSx-EML-X12MS-21NN

60A Main Breaker

RSx-EMN-Z12MS-21NN • RSx-EML-Z12MS-21NN


100A Main Breaker

Strikesorb®

The RSx-E series are AC Disconnect, Load Center and Surge Protection Devices that are Suitable for Use as Service Equipment (SUSE). They are designed to provide robust overvoltage surge protection for up to 16 AC power circuits for today's small cell radio systems.

Use (x) character in model prefix to indicate enclosure color option
D: Light Gray G: Green B: Black N: Brown

Lockable front hatch
access to the main breaker



14.87"

UL 67

Type 4 Enclosure Electrical Rating: 240V Single Phase	
Service entrance rating: Suitable for use as service equipment	
Class	Interrupting Rating
Symmet.	Asym.



RSD-EMN-Z12MS-21NN
(Lt. Gray color, 12 Breakers, Strikesorb SPD,
External Disconnect)

Mounting Bracket Included

Features

- Suitable for Use as Service Equipment (SUSE) without condition per UL and NEC with 60A or 100A main breaker
- Up to sixteen circuits for individual power control and over current protection
- Comes standard with (2) din rail 13mm breakers (2x20A) providing (2) 120VAC circuits which can be bridged to provide (1) 240V feed
- 120/240VAC split phase configuration
- Available Surge Protection:
 - Optional Strikesorb 30-A-2CHV Surge Protective Device (SPD)
 - Class I SPD, certified by VDE per the IEC 61643-11 standard as suitable for installation in areas where induced lightning exposure is expected
 - Withstand direct surge currents up to 5kA (10/350µs) and induced surge currents of up to 60kA (8/20)
 - Low let through / clamping voltage - as it does not employ spark gaps or other switching elements
 - Optional Raycap ProTec Din Rail Surge Protective Device (SPD)
 - Class II SPD, certified by VDE per the IEC 61643-11 standard
 - Withstand induced surge currents of up to 50kA (8/20)
 - High-Energy MOV and Thermal Protection
 - Visual status indication
- Lockable front hatch access to the main breaker (Optional). Main power can be turned on and off without opening the main enclosure door. Lockout Tagout (LOTO) functionality.
- Pole mount bracket facilitates mounting on up to 4" diameter pole using existing clamps. Can also be banded to any diameter pole. Center mount holes (5/8") for center pole mount.
- Top, bottom or side cable entry allows for cleaner installations
- Customer specified knockouts available

Benefits

- Offers unique maintenance free protection
- NEMA 4 rated enclosure, allowing for installation in harsh environments
- Lightweight design allows easy installation

Raycap

www.raycap.com

Strikesorb is a registered trademark of Raycap
© 2024 Raycap All rights reserved.
G02-01-790 240515

SPECIFICATIONS

Strikesorb®

AC Disconnect with Integrated Surge Protection for Small Cell Radio Heads

RSx-EMN-X12MS-21NN • RSx-EML-X12MS-21NN 60A Main Breaker
RSx-EMN-Z12MS-21NN • RSx-EML-Z12MS-21NN 100A Main Breaker

Product Information

Model Number		RSx-EMN-X12MS-21NN
	Number of Circuits	Available up to 16 circuits
	Service Disconnect	60A main breaker
		RSx-EML-X12MS-21NN
	Number of Circuits	Available up to 16 circuits
	Service Disconnect	60A main breaker (with external disconnect & LED)
		RSx-EMN-Z12MS-21NN
	Number of Circuits	Available up to 16 circuits
	Service Disconnect	100A main breaker
		RSx-EML-Z12MS-21NN
	Number of Circuits	Available up to 16 circuits
	Service Disconnect	100A main breaker (with external disconnect & LED)
Breakers	13mm DIN Rail	
Breakers Provided*	2x20A, 10x10A	
Breaker Interrupt Rating (kAIC)	10kA	
Connection (Power)	Main Breaker #12 - #20 AWG (3.31 - 67.4mm ²)	
	Branch Breaker #18 - #2 AWG (1.02 - 33.6mm ²)	
	Ground and Neutral Busbars #14 - #2 AWG (2.08 - 33.6mm ²)	
Enclosure Type (Outdoor)	Powder Coated Steel	
Enclosure	Hinged with Padlockable Latches	
Environmental Ingress Protection (IP) Rating	NEMA 4	
Operation Temperature (°C)	-40° C to +80° C	
Storage Temperature (°C)	-40° C to +80° C	
Dimensions (W x H x D)	9.10" x 14.87" x 6.05" [231 x 377 x 154 mm]	
Weight (including 16 Breakers) lbs.	Unit: 17.0 Bracket: 2.3 System: 19.3	

Surge Suppression Specifications

Surge Protection Device (SPD) Type to UL	Strikesorb 30-A-2CHV Surge Suppression
Surge Protective Device (SPD) Type per UL 1449 5th Ed.	Recognized UL SPD
Surge Protection Device (SPD) Class to IEC 61643-11	Class I
Nominal Operating Voltage [U _n]	120V / 240V split phase
Nominal Discharge Current [I _n] per UL 1449 5th Ed.	20 kA 8/20 μs
Maximum Discharge Current [I _{max}] per IEC 61643-11	60 kA 8/20 μs
Impulse Discharge Current [I _{imp}] per IEC 61643-11	5 kA 10/350 μs
Maximum Continuous Operating Voltage [U _c] (MCOV)	150V per line
Voltage Protection Level [U _p] per IEC 61643-11	700V
Suppression Technology	MOV
Protection Modes	L1 to Neutral, L2 to Neutral

Standards Compliance & Certifications

Strikesorb modules are compliant to the following Surge Protective Device (SPD) standards:

UL 1449 5th Edition: 2011, IEC 61643-11: 2011, EN 61643-11: 2012, IEEE C62.11: 2005, IEEE C62.41: 2002, IEEE C62.45: 2002, NEMA-LS-1

Certification	UL, VDE, CE
Panel Board Certification	UL 67 (suitable for use as service equipment)

*Additional breakers and sizes are available and sold separately.

Raycap

www.raycap.com

cULus VDE CE
 AWG=American Wire Gauge

G02-01-790 240515

DATA SHEET

Strikesorb®

The RSx-E series are AC Disconnect, Load Center and Surge Protection Devices that are Suitable for Use as Service Equipment (SUSE). They are designed to provide robust overvoltage surge protection for up to 12 AC power circuits for today's small cell radio systems.

AC Disconnect with Integrated Surge Protection for Small Cell Radio Heads

RSx-EMN-X12MS-21NN] 60A Main Breaker
RSx-EMC-X12MS-21NN]

RSx-EMN-Z12MS-21NN] 100A Main Breaker
RSx-EMC-Z12MS-21NN]

Use (x) character in model prefix to indicate enclosure color option
D: Light Gray G: Green B: Black N: Brown L: Blue



UL 67

Type 4 Enclosure Electrical Rating: 240V Single Phase	
Service entrance rating: Suitable for use as service equipment	
Class	Interrupting Rating
Symmet.	Asymmet.



RSD-EMC-Z12MS-21NN

(Lt. Gray color, 12 Breakers, Strikesorb SPD,
External Disconnect)

Mounting Bracket Included

Features

- Suitable for Use as Service Equipment (SUSE) without condition per UL and NEC with 60A or 100A main breaker
- Up to twelve circuits for individual power control and over current protection
- Comes standard with 12x 1-Pos, 6x 2-Pos or other combination of din-rail breakers (2A to 25A)
- 120/240VAC split phase configuration
- Available Surge Protection:
 - Strikesorb 30-A-2CHV Surge Protective Device (SPD)
 - Class I SPD, certified by VDE per the IEC 61643-11 standard as suitable for installation in areas where induced lightning exposure is expected
 - Withstand direct surge currents up to 5kA (10/350µs) and induced surge currents of up to 60kA (8/20)
 - Low let through / clamping voltage - as it does not employ spark gaps or other switching elements
- Lockable front hatch access to the main breaker (Optional). Main power can be turned on and off without opening the main enclosure door. Lockout Tagout (LOTO) functionality.
- Pole mount bracket facilitates mounting on up to 4" diameter pole using existing clamps. Can also be banded to any diameter pole. Center mount holes (5/8") for center pole mount.
- Top, bottom or side cable entry allows for cleaner installations
- Customer specified knockouts available

Benefits

- Offers unique maintenance free protection
- NEMA 4 rated enclosure, allowing for installation in harsh environments
- Lightweight design allows easy installation

Raycap

www.raycap.com

Strikesorb is a registered trademark of Raycap
© 2024 Raycap All rights reserved.
G02-01-731 240515

SPECIFICATIONS

Strikesorb®

AC Disconnect with Integrated Surge Protection for Small Cell Radio Heads

RSx-EMN-X12MS-21NN] 60A Main Breaker
RSx-EMC-X12MS-21NN]
RSx-EMN-Z12MS-21NN] 100A Main Breaker
RSx-EMC-Z12MS-21NN]

Product Information		Strikesorb SPD Models
Model Number		RSx-EMN-X12MS-21NN Available up to 12 circuits 60A main breaker
	Number of Circuits Service Disconnect	RSx-EMC-X12MS-21NN Available up to 12 circuits 60A main breaker (with external disconnect)
	Number of Circuits Service Disconnect	RSx-EMN-Z12MS-21NN Available up to 12 circuits 100A main breaker
	Number of Circuits Service Disconnect	RSx-EMC-Z12MS-21NN Available up to 12 circuits 100A main breaker (with external disconnect)
Breakers		13mm DIN Rail
Breakers Provided*		12x 1-Pos, 6x 2-Pos or other combination (2A to 25A)
Breaker Interrupt Rating (kAIC)		10kA
Connection (Power)		Main Breaker #12 - #20 AWG (3.31 - 67.4mm ²) Branch Breaker #14 - #2 AWG (2.5 - 6mm ²) Ground and Neutral Busbars #14 - #2 AWG (2.08 - 33.6mm ²)
Enclosure Type (Outdoor)		Powder Coated Steel
Enclosure		Hinged with Padlockable Latches
Environmental Ingress Protection (IP) Rating		NEMA 4
Operation Temperature (°C)		-40° C to +80° C
Storage Temperature (°C)		-40° C to +80° C
Dimensions (W x H x D)		9.10" x 14.87" x 6.05" [231 x 377 x 154 mm]
Weight (including 12 Breakers) lbs.		Unit: 17.0 Bracket: 2.3 System: 19.3
Surge Suppression Specifications		
Surge Protection Device (SPD) Type to UL		Strikesorb 30-A-2CHV Surge Suppression
Surge Protective Device (SPD) Type per UL 1449 5th Ed.		Recognized UL SPD
Surge Protection Device (SPD) Class to IEC 61643-11		Class I
Nominal Operating Voltage [U _n]		120V / 240V split phase
Nominal Discharge Current [I _n] per UL 1449 5th Ed.		20 kA 8/20µs
Maximum Discharge Current [I _{max}] per IEC 61643-11		60 kA 8/20µs
Impulse Discharge Current [I _{imp}] per IEC 61643-11		5kA 10/350µs
Maximum Continuous Operating Voltage [U _c] (MCOV)		150V per line
Voltage Protection Level [U _p] per IEC 61643-11		700V
Suppression Technology		MOV
Protection Modes		L1 to Neutral, L2 to Neutral
Standards Compliance & Certifications		
<i>Strikesorb modules are compliant to the following Surge Protective Device (SPD) standards:</i>		
UL 1449 5th Edition: 2011, IEC 61643-11: 2011, EN 61643-11: 2012, IEEE C62.11: 2005, IEEE C62.41: 2002, IEEE C62.45: 2002, NEMA-LS-1		
Certification		UL, VDE, CE
Panel Board Certification		UL 67 Pending (suitable for use as service equipment)

*Additional breakers and sizes are available and sold separately.

Raycap

www.raycap.com



AWG=American Wire Gauge

G02-01-731 240515

DATA SHEET

Strikesorb®

The RSx-E series are AC Disconnect, Load Center and Surge Protection Devices that are Suitable for Use as Service Equipment (SUSE). They are designed to provide robust overvoltage surge protection for up to 12 AC power circuits for today's small cell radio systems.

AC Disconnect with Integrated Surge Protection for Small Cell Radio Heads

RSx-EMN-X02MS-21NN

60A Main Breaker

RSx-EMC-X02MS-21NN

RSx-EMN-Z02MS-21NN

100A Main Breaker

RSx-EMC-Z02MS-21NN

Use (x) character in model prefix to indicate enclosure color option


D: Light Gray

G: Green

B: Black

N: Brown

L: Blue



UL 67

Type 4 Enclosure
Electrical Rating: 240V Single Phase

Service entrance rating:
Suitable for use as
service equipment



RSD-EMC-Z02MS-21NN

(Lt. Gray color, 2 Breakers, Strikesorb SPD,
External Disconnect)

Mounting Bracket Included

Features

- Suitable for Use as Service Equipment (SUSE) without condition per UL and NEC with 60A or 100A main breaker
- Up to twelve circuits for individual power control and over current protection
- Comes standard with 2x 1-Pos or 1x 2-Pos din-rail breakers (2A to 25A)
- 120/240VAC split phase configuration
- Available Surge Protection:
 - Strikesorb 30-A-2CHV Surge Protective Device (SPD)
 - Class I SPD, certified by VDE per the IEC 61643-11 standard as suitable for installation in areas where induced lightning exposure is expected
 - Withstand direct surge currents up to 5kA (10/350µs) and induced surge currents of up to 60kA (8/20)
 - Low let through / clamping voltage - as it does not employ spark gaps or other switching elements
- Lockable front hatch access to the main breaker (Optional). Main power can be turned on and off without opening the main enclosure door. Lockout Tagout (LOTO) functionality.
- Pole mount bracket facilitates mounting on up to 4" diameter pole using existing clamps. Can also be banded to any diameter pole. Center mount holes (5/8") for center pole mount.
- Top, bottom or side cable entry allows for cleaner installations
- Customer specified knockouts available

Benefits

- Offers unique maintenance free protection
- NEMA 4 rated enclosure, allowing for installation in harsh environments
- Lightweight design allows easy installation

Raycap

www.raycap.com

Strikesorb is a registered trademark of Raycap

© 2024 Raycap All rights reserved.

G02-01-740 240515

SPECIFICATIONS

Strikesorb®

AC Disconnect with Integrated Surge Protection for Small Cell Radio Heads

RSx-EMN-X02MS-21NN] 60A Main Breaker
RSx-EMC-X02MS-21NN]
RSx-EMN-Z02MS-21NN] 100A Main Breaker
RSx-EMC-Z02MS-21NN]

Product Information		Strikesorb SPD Models
Model Number		RSx-EMN-X02MS-21NN Available up to 12 circuits 60A main breaker
	Number of Circuits Service Disconnect	RSx-EMC-X02MS-21NN Available up to 12 circuits 60A main breaker (with external disconnect)
	Number of Circuits Service Disconnect	RSx-EMN-Z02MS-21NN Available up to 12 circuits 100A main breaker
	Number of Circuits Service Disconnect	RSx-EMC-Z02MS-21NN Available up to 12 circuits 100A main breaker (with external disconnect)
Breakers		13mm DIN Rail
Breakers Provided*		2x 1-Pos or 1x 2-Pos din-rail breakers (2A to 25A)
Breaker Interrupt Rating (kAIC)		10kA
Connection (Power)		Main Breaker #12 - #20 AWG (3.31 - 67.4mm ²) Branch Breaker #14 - #2 AWG (2.5 - 6mm ²) Ground and Neutral Busbars #14 - #2 AWG (2.08 - 33.6mm ²)
Enclosure Type (Outdoor)		Powder Coated Steel
Enclosure		Hinged with Padlockable Latches
Environmental Ingress Protection (IP) Rating		NEMA 4
Operation Temperature (°C)		-40° C to +80° C
Storage Temperature (°C)		-40° C to +80° C
Dimensions (W x H x D)		9.10" x 14.87" x 6.05" [231 x 377 x 154 mm]
Weight (including 2 Breakers) lbs.		Unit: 14.8 Bracket: 2.3 System: 17.1
Surge Suppression Specifications		
Surge Protection Device (SPD) Type to UL		Strikesorb 30-A-2CHV Surge Suppression
Surge Protective Device (SPD) Type per UL 1449 5th Ed.		Recognized UL SPD
Surge Protection Device (SPD) Class to IEC 61643-11		Class I
Nominal Operating Voltage [U _n]		120V / 240V split phase
Nominal Discharge Current [I _n] per UL 1449 5th Ed.		20 kA 8/20µs
Maximum Discharge Current [I _{max}] per IEC 61643-11		60 kA 8/20µs
Impulse Discharge Current [I _{imp}] per IEC 61643-11		5kA 10/350µs
Maximum Continuous Operating Voltage [U _c] (MCOV)		150V per line
Voltage Protection Level [U _p] per IEC 61643-11		700V
Suppression Technology		MOV
Protection Modes		L1 to Neutral, L2 to Neutral
Standards Compliance & Certifications		
<i>Strikesorb modules are compliant to the following Surge Protective Device (SPD) standards:</i>		
UL 1449 5th Edition: 2011, IEC 61643-11: 2011, EN 61643-11: 2012, IEEE C62.11: 2005, IEEE C62.41: 2002, IEEE C62.45: 2002, NEMA-LS-1		
Certification		UL, VDE, CE
Panel Board Certification		UL 67 Pending (suitable for use as service equipment)

*Additional breakers and sizes are available and sold separately.

Raycap

www.raycap.com



AWG=American Wire Gauge

G02-01-740 240515

DATA SHEET

AC Disconnect with Integrated Surge Protection for Small Cell Radio Heads

Strikesorb®

The RSx-F series are AC Disconnect, Load Center and Surge Protection Devices that are Suitable for Use as Service Equipment (SUSE). They are designed to provide robust overvoltage surge protection for up to 16 AC power circuits for today's small cell radio systems.


RSx-FMN-X02MS-21NN • RSx-FML-X02MS-21NN

60A Main Breaker

RSx-FMN-Z02MS-21NN • RSx-FML-Z02MS-21NN

100A Main Breaker

Use (x) character in model prefix to indicate enclosure color option
D: Light Gray G: Green B: Black N: Brown



UL 67

Type 4 Enclosure Electrical Rating: 240V Single Phase	
Service entrance rating: Suitable for use as service equipment	
Class	Interrupting Rating
Symmet.	Asym.



RSD-FMC-Z02MS-21NN
(Lt. Gray color, 2 Breakers, Strikesorb SPD,
External Disconnect)

Mounting Bracket Included

Features

- Suitable for Use as Service Equipment (SUSE) without condition per UL and NEC with 60A or 100A main breaker
- Up to sixteen circuits for individual power control and over current protection
- Comes standard with (2) din rail 13mm breakers (2x20A) providing (2) 120VAC circuits which can be bridged to provide (1) 240V feed
- 120/240VAC split phase configuration
- Available Surge Protection:
 - Optional Strikesorb 30-A-2CHV Surge Protective Device (SPD)
 - Class I SPD, certified by VDE per the IEC 61643-11 standard as suitable for installation in areas where induced lightning exposure is expected
 - Withstand direct surge currents up to 5kA (10/350µs) and induced surge currents of up to 60kA (8/20)
 - Low let through / clamping voltage - as it does not employ spark gaps or other switching elements
 - Optional Raycap ProTec Din Rail Surge Protective Device (SPD)
 - Class II SPD, certified by VDE per the IEC 61643-11 standard
 - Withstand induced surge currents of up to 50kA (8/20)
 - High-Energy MOV and Thermal Protection
 - Visual status indication
- Lockable front hatch access to the main breaker (Optional). Main power can be turned on and off without opening the main enclosure door. Lockout Tagout (LOTO) functionality.
- Pole mount bracket facilitates mounting on up to 4" diameter pole using existing clamps. Can also be banded to any diameter pole. Center mount holes (5/8") for center pole mount.
- Top, bottom or side cable entry allows for cleaner installations
- Customer specified knockouts available

Benefits

- Offers unique maintenance free protection
- NEMA 4 rated enclosure, allowing for installation in harsh environments
- Lightweight design allows easy installation

Raycap

www.raycap.com

Strikesorb is a registered trademark of Raycap
© 2024 Raycap All rights reserved.
G02-01-789 240515

SPECIFICATIONS

Strikesorb®

AC Disconnect with Integrated Surge Protection for Small Cell Radio Heads

RSx-FMN-X16MS-21NN • RSx-FML-X16MS-21NN] 60A Main Breaker

RSx-FMN-Z16MS-21NN • RSx-FML-Z16MS-21NN] 100A Main Breaker

Product Information

Model Number	RSx-FMN-X02MS-21NN
Number of Circuits	Available up to 16 circuits
Service Disconnect	60A main breaker
	RSx-FML-X02MS-21NN
Number of Circuits	Available up to 16 circuits
Service Disconnect	60A main breaker (with external disconnect & LED)
	RSx-FMN-Z02MS-21NN
Number of Circuits	Available up to 16 circuits
Service Disconnect	100A main breaker
	RSx-FML-Z02MS-21NN
Number of Circuits	Available up to 16 circuits
Service Disconnect	100A main breaker (with external disconnect & LED)
Breakers	13mm DIN Rail
Breaker Interrupt Rating (kAIC)	10kA
Connection (Power)	Main Breaker #12 - #2Ø AWG (3.31 - 67.4mm²)
	Branch Breaker #18 - #2 AWG (1.02 - 33.6mm²)
	Ground and Neutral Busbars #14 - #2 AWG (2.08 - 33.6mm²)
Enclosure Type (Outdoor)	Powder Coated Steel
Enclosure	Hinged with Padlockable Latches
Environmental Ingress Protection (IP) Rating	NEMA 4
Operation Temperature (°C)	-40° C to +80° C
Storage Temperature (°C)	-40° C to +80° C
Dimensions (W x H x D)	9.10" x 18.25" x 6.05" [231 x 464 x 154 mm]
Weight (including 16 Breakers) lbs.	Unit: 20.9 Bracket: 2.7 System: 23.6

Surge Suppression Specifications

Surge Protection Device (SPD) Type to UL	Strikesorb 30-A-2CHV Surge Suppression
Surge Protective Device (SPD) Type per UL 1449 5th Ed.	Recognized UL SPD
Surge Protection Device (SPD) Class to IEC 61643-11	Class I
Nominal Operating Voltage [U _n]	120V / 240V split phase
Nominal Discharge Current [I _n] per UL 1449 5th Ed.	20 kA 8/20µs
Maximum Discharge Current [I _{max}] per IEC 61643-11	60 kA 8/20µs
Impulse Discharge Current [I _{imp}] per IEC 61643-11	5 kA 10/350µs
Maximum Continuous Operating Voltage [U _c] (MCOV)	150V per line
Voltage Protection Level [U _p] per IEC 61643-11	700V
Suppression Technology	MOV
Protection Modes	L1 to Neutral, L2 to Neutral

Standards Compliance & Certifications

<i>Strikesorb modules are compliant to the following Surge Protective Device (SPD) standards:</i>	
UL 1449 5th Edition: 2011, IEC 61643-11: 2011, EN 61643-11: 2012, IEEE C62.11: 2005, IEEE C62.41: 2002, IEEE C62.45: 2002, NEMA-LS-1	
Certification	UL, VDE, CE
Panel Board Certification	UL 67 (suitable for use as service equipment)

*Additional breakers and sizes are available and sold separately.

Raycap

www.raycap.com




 AWG=American Wire Gauge

G02-01-789 240515

AC Disconnect with Integrated Surge Protection for Small Cell Radio Heads


RSx-FMN-X16MS-21NN • RSx-FML-X16MS-21NN] 60A Main Breaker

RSx-FMN-Z16MS-21NN • RSx-FML-Z16MS-21NN] 100A Main Breaker

Strikesorb®

The RSx-F series are AC Disconnect, Load Center and Surge Protection Devices that are Suitable for Use as Service Equipment (SUSE). They are designed to provide robust overvoltage surge protection for up to 16 AC power circuits for today's small cell radio systems.

Use (x) character in model prefix to indicate enclosure color option
D: Light Gray G: Green B: Black N: Brown L: Blue



Features

- Suitable for Use as Service Equipment (SUSE) without condition per UL and NEC with 60A or 100A main breaker
- Up to sixteen circuits for individual power control and over current protection
- Comes standard with (16) din rail 13mm breakers providing 120VAC circuits which can be bridged to provide (8) 240V feeds (1 breaker utilized for LED indicator when this option is chosen)
- 120/240VAC split phase configuration
- Strikesorb 30-A-2CHV Surge Protective Device (SPD)
 - Class I SPD, certified by VDE per the IEC 61643-11 standard as suitable for installation in areas where induced lightning exposure is expected
 - Withstand direct surge currents up to 5kA (10/350µs) and induced surge currents of up to 60kA (8/20)
 - Low let through / clamping voltage - as it does not employ spark gaps or other switching elements
- Lockable front hatch access to the main breaker (Optional). Main power can be turned on and off without opening the main enclosure door. Lockout Tagout (LOTO) functionality.
- LED indicator for "Power On" status and the position of the Main Breaker Disconnect (Optional)
 - 1 breaker utilized for LED indicator when this option is chosen
 - Maximum (15) 120VAC circuits, maximum (7) 240V feeds when this option is chosen
- Pole mount bracket facilitates mounting on up to 4" diameter pole using existing clamps. Can also be banded to any diameter pole. Center mount holes (5/8") for center pole mount.
- Top, bottom or side cable entry allows for cleaner installations
- Customer specified knockouts available

UL 67

Type 4 Enclosure Electrical Rating: 240V Single Phase	
Service entrance rating: Suitable for use as service equipment	
Class	Interrupting Rating
Symmet	Asym



RSD-FML-Z16MS-21NN
(Lt. Gray color, 16 Breakers,
Strikesorb SPD, External Disconnect &
LED Power-ON Status Indicator)

Mounting Bracket Included

Benefits

- Offers unique maintenance free protection
- NEMA 4 rated enclosure, allowing for installation in harsh environments
- Lightweight design allows easy installation

Raycap

www.raycap.com

Strikesorb is a registered trademark of Raycap
© 2024 Raycap All rights reserved.
G02-01-788 240515

SPECIFICATIONS

Strikesorb®

AC Disconnect with Integrated Surge Protection for Small Cell Radio Heads

RSx-FMN-X16MS-21NN • RSx-FML-X16MS-21NN] 60A Main Breaker

RSx-FMN-Z16MS-21NN • RSx-FML-Z16MS-21NN] 100A Main Breaker

Product Information

Model Number		RSx-FMN-X16MS-21NN
Number of Circuits		Available up to 16 circuits
Service Disconnect		60A main breaker
		RSx-FML-X16MS-21NN
Number of Circuits		Available up to 16 circuits
Service Disconnect		60A main breaker (with external disconnect & LED)
		RSx-FMN-Z16MS-21NN
Number of Circuits		Available up to 16 circuits
Service Disconnect		100A main breaker
		RSx-FML-Z16MS-21NN
Number of Circuits		Available up to 16 circuits
Service Disconnect		100A main breaker (with external disconnect & LED)
Breakers		13mm DIN Rail
Breaker Interrupt Rating (kAIC)		10kA
Connection (Power)		Main Breaker #12 - #2Ø AWG (3.31 - 67.4mm²)
		Branch Breaker #18 - #2 AWG (1.02 - 33.6mm²)
		Ground and Neutral Busbars #14 - #2 AWG (2.08 - 33.6mm²)
Enclosure Type (Outdoor)		Powder Coated Steel
Enclosure		Hinged with Padlockable Latches
Environmental Ingress Protection (IP) Rating		NEMA 4
Operation Temperature (°C)		-40° C to +80° C
Storage Temperature (°C)		-40° C to +80° C
Dimensions (W x H x D)		9.10" x 18.25" x 6.05" [231 x 464 x 154 mm]
Weight (including 16 Breakers) lbs.		Unit: 20.9 Bracket: 2.7 System: 23.6

Surge Suppression Specifications

Surge Protection Device (SPD) Type to UL	Strikesorb 30-A-2CHV Surge Suppression
Surge Protective Device (SPD) Type per UL 1449 5th Ed.	Recognized UL SPD
Surge Protection Device (SPD) Class to IEC 61643-11	Class I
Nominal Operating Voltage [U _n]	120V / 240V split phase
Nominal Discharge Current [I _n] per UL 1449 5th Ed.	20 kA 8/20µs
Maximum Discharge Current [I _{max}] per IEC 61643-11	60 kA 8/20µs
Impulse Discharge Current [I _{imp}] per IEC 61643-11	5 kA 10/350µs
Maximum Continuous Operating Voltage [U _c] (MCOV)	150V per line
Voltage Protection Level [U _p] per IEC 61643-11	700V
Suppression Technology	MOV
Protection Modes	L1 to Neutral, L2 to Neutral

Standards Compliance & Certifications

Strikesorb modules are compliant to the following Surge Protective Device (SPD) standards:

UL 1449 5th Edition: 2011, IEC 61643-11: 2011, EN 61643-11: 2012, IEEE C62.11: 2005, IEEE C62.41: 2002, IEEE C62.45: 2002, NEMA-LS-1

Certification	UL, VDE, CE
Panel Board Certification	UL 67 (suitable for use as service equipment)

**Additional breakers and sizes are available and sold separately.*

Raycap

www.raycap.com




 AWG=American Wire Gauge

G02-01-788 240515

DATA SHEET

Strikesorb®

The RSx-F series are AC Disconnect, Load Center and Surge Protection Devices that are Suitable for Use as Service Equipment (SUSE). They are designed to provide robust overvoltage surge protection for up to 16 AC power circuits for today's small cell radio systems.

AC Disconnect with Integrated Surge Protection for Small Cell Radio Heads

RSx-FMN-X16MS-21NN] 60A Main Breaker

RSx-FMC-X16MS-21NN] 60A Main Breaker

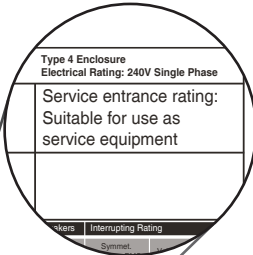
RSx-FMN-Z16MS-21NN] 100A Main Breaker

RSx-FMC-Z16MS-21NN] 100A Main Breaker

Use (x) character in model prefix to indicate enclosure color option
D: Light Gray G: Green B: Black N: Brown L: Blue



UL 67



RSD-FMC-Z16MS-21NN
(Lt. Gray color, 16 Breakers, Strikesorb SPD,
External Disconnect)

Mounting Bracket Included

Features

- Suitable for Use as Service Equipment (SUSE) without condition per UL and NEC with 60A or 100A main breaker
- Up to sixteen circuits for individual power control and over current protection
- Comes standard with 16x 1-Pos, 8x 2-Pos or other combination of din-rail breakers (2A to 25A)
- 120/240VAC split phase configuration
- Available Surge Protection:
 - Strikesorb 30-A-2CHV Surge Protective Device (SPD)
 - Class I SPD, certified by VDE per the IEC 61643-11 standard as suitable for installation in areas where induced lightning exposure is expected
 - Withstand direct surge currents up to 5kA (10/350µs) and induced surge currents of up to 60kA (8/20)
 - Low let through / clamping voltage - as it does not employ spark gaps or other switching elements
- Lockable front hatch access to the main breaker (Optional). Main power can be turned on and off without opening the main enclosure door. Lockout Tagout (LOTO) functionality.
- Pole mount bracket facilitates mounting on up to 4" diameter pole using existing clamps. Can also be banded to any diameter pole. Center mount holes (5/8") for center pole mount.
- Top, bottom or side cable entry allows for cleaner installations
- Customer specified knockouts available

Benefits

- Offers unique maintenance free protection
- NEMA 4 rated enclosure, allowing for installation in harsh environments
- Lightweight design allows easy installation

Raycap

www.raycap.com

Strikesorb is a registered trademark of Raycap
© 2024 Raycap All rights reserved.
G02-01-732 240515

SPECIFICATIONS

Strikesorb®

AC Disconnect with Integrated Surge Protection for Small Cell Radio Heads

RSx-FMN-X16MS-21NN
RSx-FMC-X16MS-21NN] 60A Main Breaker

RSx-FMN-Z16MS-21NN
RSx-FMC-Z16MS-21NN] 100A Main Breaker

Product Information

Strikesorb SPD Models

Model Number		RSx-FMN-X16MS-21NN
	Number of Circuits	Available up to 16 circuits
	Service Disconnect	60A main breaker
		RSx-FMC-X16MS-21NN
	Number of Circuits	Available up to 16 circuits
	Service Disconnect	60A main breaker (with external disconnect)
		RSx-FMN-Z16MS-21NN
	Number of Circuits	Available up to 16 circuits
	Service Disconnect	100A main breaker
		RSx-FMC-Z16MS-21NN
	Number of Circuits	Available up to 16 circuits
	Service Disconnect	100A main breaker (with external disconnect)
Breakers		13mm DIN Rail
Breakers Provided*		16x 1-Pos, 8x 2-Pos or other combination (2A to 25A)
Breaker Interrupt Rating (kAIC)		10kA
Connection (Power)		Main Breaker #12 - #20 AWG (3.31 - 67.4mm ²)
		Branch Breaker #14 - #2 AWG (2.5 - 6mm ²)
		Ground and Neutral Busbars #14 - #2 AWG (2.08 - 33.6mm ²)
Enclosure Type (Outdoor)		Powder Coated Steel
Enclosure		Hinged with Padlockable Latches
Environmental Ingress Protection (IP) Rating		NEMA 4
Operation Temperature (°C)		-40° C to +80° C
Storage Temperature (°C)		-40° C to +80° C
Dimensions (W x H x D)		9.10" x 18.25" x 6.05" [231 x 464 x 154 mm]
Weight (including 16 Breakers) lbs.		Unit: 20.9 Bracket: 2.7 System: 23.6

Surge Suppression Specifications

Surge Protection Device (SPD) Type to UL	Strikesorb 30-A-2CHV Surge Suppression
Surge Protective Device (SPD) Type per UL 1449 5th Ed.	Recognized UL SPD
Surge Protection Device (SPD) Class to IEC 61643-11	Class I
Nominal Operating Voltage [U _n]	120V / 240V split phase
Nominal Discharge Current [I _n] per UL 1449 5th Ed.	20 kA 8/20 μs
Maximum Discharge Current [I _{max}] per IEC 61643-11	60 kA 8/20 μs
Impulse Discharge Current [I _{imp}] per IEC 61643-11	5 kA 10/350 μs
Maximum Continuous Operating Voltage [U _c] (MCOV)	150V per line
Voltage Protection Level [U _p] per IEC 61643-11	700V
Suppression Technology	MOV
Protection Modes	L1 to Neutral, L2 to Neutral

Standards Compliance & Certifications

Strikesorb modules are compliant to the following Surge Protective Device (SPD) standards:

UL 1449 5th Edition: 2011, IEC 61643-11: 2011, EN 61643-11: 2012, IEEE C62.11: 2005, IEEE C62.41: 2002, IEEE C62.45: 2002, NEMA-LS-1

Certification	UL, VDE, CE
Panel Board Certification	UL 67 (suitable for use as service equipment)

*Additional breakers and sizes are available and sold separately.

Raycap

www.raycap.com



AWG=American Wire Gauge

G02-01-732 240515

DATA SHEET

Strikesorb®

The RSx-F series are AC Disconnect, Load Center and Surge Protection Devices that are Suitable for Use as Service Equipment (SUSE). They are designed to provide robust overvoltage surge protection for up to 16 AC power circuits for today's small cell radio systems.

AC Disconnect with Integrated Surge Protection for Small Cell Radio Heads

RSx-FMN-X02MS-21NN

RSx-FMC-X02MS-21NN

60A Main Breaker

RSx-FMN-Z02MS-21NN

RSx-FMC-Z02MS-21NN

100A Main Breaker

Use (x) character in model prefix to indicate enclosure color option
D: Light Gray G: Green B: Black N: Brown L: Blue



UL 67

Type 4 Enclosure
Electrical Rating: 240V Single Phase

Service entrance rating:
Suitable for use as
service equipment

Class Interrupting Rating
Symmet. Asymmet.



*RSD-FMC-Z02MS-21NN
(Lt. Gray color, 2 Breakers, Strikesorb SPD,
External Disconnect)*

Mounting Bracket Included

Features

- Suitable for Use as Service Equipment (SUSE) without condition per UL and NEC with 60A or 100A main breaker
- Up to sixteen circuits for individual power control and over current protection
- Comes standard with 2x 1-Pos or 1x 2-Pos din-rail breakers (2A to 25A)
- 120/240VAC split phase configuration
- Available Surge Protection:
 - Strikesorb 30-A-2CHV Surge Protective Device (SPD)
 - Class I SPD, certified by VDE per the IEC 61643-11 standard as suitable for installation in areas where induced lightning exposure is expected
 - Withstand direct surge currents up to 5kA (10/350µs) and induced surge currents of up to 60kA (8/20)
 - Low let through / clamping voltage - as it does not employ spark gaps or other switching elements
- Lockable front hatch access to the main breaker (Optional). Main power can be turned on and off without opening the main enclosure door. Lockout Tagout (LOTO) functionality.
- Pole mount bracket facilitates mounting on up to 4" diameter pole using existing clamps. Can also be banded to any diameter pole. Center mount holes (5/8") for center pole mount.
- Top, bottom or side cable entry allows for cleaner installations
- Customer specified knockouts available

Benefits

- Offers unique maintenance free protection
- NEMA 4 rated enclosure, allowing for installation in harsh environments
- Lightweight design allows easy installation

Raycap

www.raycap.com

Strikesorb is a registered trademark of Raycap
© 2024 Raycap All rights reserved.
G02-01-741 240515

SPECIFICATIONS

Strikesorb®

AC Disconnect with Integrated Surge Protection for Small Cell Radio Heads

RSx-FMN-X02MS-21NN] 60A Main Breaker
RSx-FMC-X02MS-21NN
RSx-FMN-Z02MS-21NN] 100A Main Breaker
RSx-FMC-Z02MS-21NN

Product Information

Strikesorb SPD Models

Model Number		RSx-FMN-X02MS-21NN
	Number of Circuits	Available up to 16 circuits
	Service Disconnect	60A main breaker
		RSx-FMC-X02MS-21NN
	Number of Circuits	Available up to 16 circuits
	Service Disconnect	60A main breaker (with external disconnect)
		RSx-FMN-Z02MS-21NN
	Number of Circuits	Available up to 16 circuits
	Service Disconnect	100A main breaker
		RSx-FMC-Z02MS-21NN
	Number of Circuits	Available up to 16 circuits
	Service Disconnect	100A main breaker (with external disconnect)
Breakers		13mm DIN Rail
Breakers Provided*		2x 1-Pos or 1x 2-Pos din-rail breakers (2A to 25A)
Breaker Interrupt Rating (kAIC)		10kA
Connection (Power)		Main Breaker #12 - #20 AWG (3.31 - 67.4mm ²)
		Branch Breaker #14 - #2 AWG (2.5 - 6mm ²)
		Ground and Neutral Busbars #14 - #2 AWG (2.08 - 33.6mm ²)
Enclosure Type (Outdoor)		Powder Coated Steel
Enclosure		Hinged with Padlockable Latches
Environmental Ingress Protection (IP) Rating		NEMA 4
Operation Temperature (°C)		-40° C to +80° C
Storage Temperature (°C)		-40° C to +80° C
Dimensions (W x H x D)		9.10" x 18.25" x 6.05" [231 x 464 x 154 mm]
Weight (including 2 Breakers) lbs.		Unit:17.8 Bracket: 2.7 System: 20.5

Surge Suppression Specifications

Surge Protection Device (SPD) Type to UL	Strikesorb 30-A-2CHV Surge Suppression
Surge Protective Device (SPD) Type per UL 1449 5th Ed.	Recognized UL SPD
Surge Protection Device (SPD) Class to IEC 61643-11	Class I
Nominal Operating Voltage [U _n]	120V / 240V split phase
Nominal Discharge Current [I _n] per UL 1449 5th Ed.	20 kA 8/20 μs
Maximum Discharge Current [I _{max}] per IEC 61643-11	60 kA 8/20 μs
Impulse Discharge Current [I _{imp}] per IEC 61643-11	5kA 10/350 μs
Maximum Continuous Operating Voltage [U _c] (MCOV)	150V per line
Voltage Protection Level [U _p] per IEC 61643-11	700V
Suppression Technology	MOV
Protection Modes	L1 to Neutral, L2 to Neutral

Standards Compliance & Certifications

Strikesorb modules are compliant to the following Surge Protective Device (SPD) standards:

UL 1449 5th Edition: 2011, IEC 61643-11: 2011, EN 61643-11: 2012, IEEE C62.11: 2005, IEEE C62.41: 2002, IEEE C62.45: 2002, NEMA-LS-1

Certification	UL, VDE, CE
Panel Board Certification	UL 67 (suitable for use as service equipment)

*Additional breakers and sizes are available and sold separately.

Raycap

www.raycap.com



AWG=American Wire Gauge

G02-01-741 240515