

Surge Protective Device

RSE Series 2 (10-MODE)

Features

- 50kA – 200kA per mode
- UL 1449 Listed
- Stacked MOV Design
- Low Voltage Protection Ratings
- 20kA I-nominal Ratings
- 200kA SCCRs
- Advanced TOV/Surge Counter w/ time & date stamping
- 10 Year Standard Warranty



Product Specifications

General Specifications

Maximum Surge Current Rating Range	50kA - 200kA Per Mode
UL Type Designation	Type 1 & Type 2 w/ Filtering
UL 1449 I-nominal Rating	20kA
UL 1449 Short Circuit Current Rating	200kA
Repetitive Impulse	10,000 hits per mode
Response Time	<1 ns
EMI/RFI Filtering	-50dB from 10kHz to 100MHz

Design Specifications

Stacked MOV design for High Energy Handling in Category C locations
Distribution Grade 34mm Thermally Protected MOVs
External Parallel Connected for Mounting next to Electrical Gear
Discrete All Mode Protection in applicable systems (10-mode in Wye)

Diagnostic Monitoring Specifications

2 Tri-Color LEDs per phase (Standard)
Audible Alarm (Standard)
Form C Dry Contact, 240V, 5A (Standard)
PIC Micro Controller w/ rotatable Graphics LCD (Optional)
Surge/TOV Counter w/ Time & Date stamp (Optional)
Push to Test Function (Optional)

Physical Specifications

Humidity Range	0-95% non-condensing
Operating Frequency	0-600Hz
Operating Temperature	-25°C to +75°C
Weight	5.4 lbs
Typical Connection	#10 AWG (pre-wired) 30 A breaker

UL 1449 Performance Data

System Voltage	L-N	L-G	N-G	L-L	H-N	SCCR	MCOV
208Y/120V 3Ø Wye	600	600	600	1000	-	200kA	150
480Y/277V 3Ø Wye	1200	1200	1200	2000	-	200kA	320
600Y/347V 3Ø Wye	1500	1500	1500	2000	-	200kA	420
240Y/120V Hi-Leg Delta	700	900	600	1500	1500	200kA	180/275
480Y/240V Hi-Leg Delta	1200	1800	1000	2500	1800	200kA	350/550

Standards Compliance & Certifications

UL 1449 4th Edition, cUL, (UL File: VZCA.E316468), UL 96A Compliant, ANSI/IEEE C62.41.1-2002, C62.41.2-2002, C62.45-2002, NEC Article 285
ISO 9001:2014 Quality Management System, ISO 17025:2007 Laboratory Certification (UL DAP Program)
100% Quality Tested prior to shipping, Made in the USA

Surge Protective Device RSE Series 2 (10-MODE)

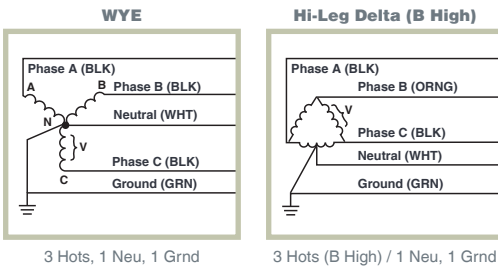
Model Number Configuration

RSE-2-120-3Y-L-20-E-F-S

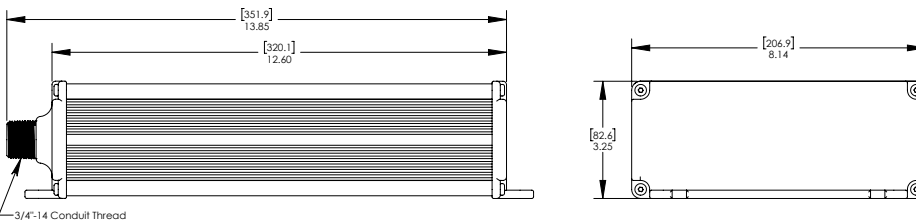
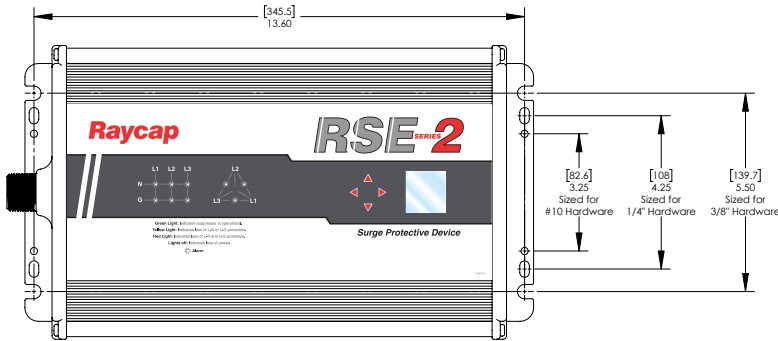
Series	Voltage	Electrical System	Mode	kA per Mode	Enclosure	Filtering	Options
RSE-2	120	3Y = 3 Phase WYE	L = Discreet Mode	05 = 50kA	E = Aluminum Ext.	F = Filtering	S = Surge & TOV Counter
	240	3H = 3 Phase Hi-Leg		10 = 100kA		0 = Type 1, No Filtering	0 = No Surge & TOV Counter
	277			15 = 150kA		C = Type 2, No Filtering	
	347			20 = 200kA			
	480						

*Flush-Mount and Bracket-Mount options are sold as separate accessories.

Wiring Configurations



Product Diagram



Size and Mechanical Specifications

Dimensions	13.60" x 8.14" x 3.25"
Weight	6.3 lbs
Enclosure Type	Aluminum Extrusion NEMA 4
Installation Type	Indoor / Outdoor
Mounting Method	Flange