

DATA SHEET

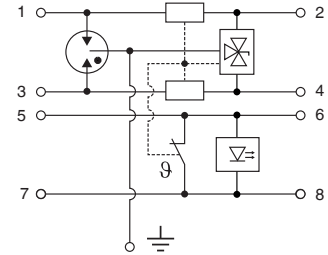
SPD with Visual Indication RayDat SRH-2L Series D1 • C1 • C2 • C3

UL Listed



IEC/EN Category: D1/C1/C2/C3
 Surge Discharge Ratings: I_n : 10 kA, I_{max} : 20 kA, I_{imp} : 2.5 kA
 Voltages: 5, 12, 24, 30V DC
 Frequency Range: 30 MHz
 Housing: Modular Design
 Compliance: IEC/EN 61643-21
 UL 497B 4th Edition

Configuration:



Technical Data

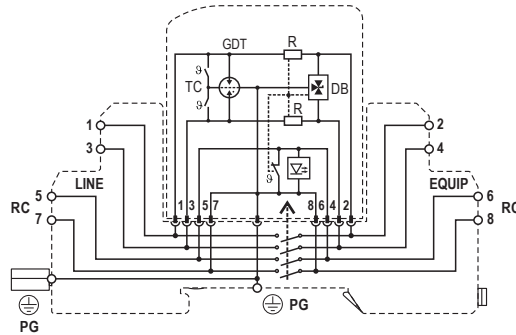
SRH-2L Series	5	12	24	30	
Electrical					
Lines Protected	1 (2 Conductors)				
Nominal Operating Voltage (DC)	U_n	5V	12V	24V	30V
Maximum Continuous Operating Voltage (DC)	U_c	6V	15V	28V	33V
Rated Load Current at 25°C	I_L	1 A			
C2 Nominal Discharge Current (8/20 μ s)	I_n	10 kA			
Maximum Discharge Current (8/20 μ s)	I_{max}	20 kA			
D1 Impulse Current (10/350 μ s)	I_{imp}	2.5 kA			
Residual Voltage at 5kA (8/20 μ s)	U_{res}	<22V	<42V	<70V	<80V
Rated Spark Overvoltage	(Line-Ground)	7-10V	16-21V	31-37V	36-44V
	(Line-Line)	7-10V	16-21V	31-37V	36-44V
Response Time Overvoltage Protection	t_A	<1 ns			
Thermal Protection		Yes			
Insulation Resistance of the Protection	R_{iso}	$\geq 6 K\Omega$	$\geq 15 M\Omega$	$\geq 28 M\Omega$	$\geq 33 M\Omega$
Serial Resistance per Path	R	1.6-2.0 Ω			
Transverse Capacitance	C	50 pF			
Cut-off Frequency	f_G	30 MHz			
Mechanical					
Temperature Range		-40 °F to +176 °F [-40 °C to +80 °C]			
Terminal Cross Section Multi-strand (max.)		12 AWG [4 mm ²]			
Terminal Screw Torque		4.42 lbf-in [0.5 Nm]			
Degree of Protection IEC/EN 60529		IP20 (built-in)			
Housing Material		Thermoplastic; Grey; Extinguishing Degree V-0			
Mounting IEC/EN 60715		35mm DIN Rail			
Remote Contacts Ratings		AC 250V/0.5A, DC 50V/1A			
Order Information					
Order Code	5	12	24	30	
SRH-2-xxxL	7085.44	7085.46	7085.48	7085.42	
SRH-2-xxxLM (module)	7085.45	7085.47	7085.49	7085.43	
SRH-2-xxxLQ	7085.56	7085.58	7085.60	7085.62	

RayDat SRH-2L Series

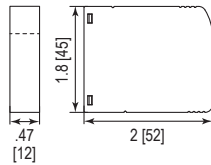
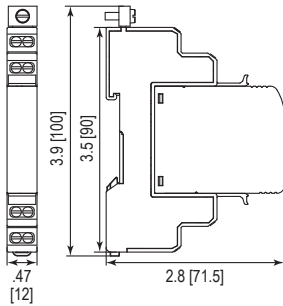
Internal Configuration

Legend

- DB Diode Block
- GDT Gas Discharge Tube
- PG Protective Grounding
- R Resistor
- RC Remote Control (NC)
- TC Thermo-clip



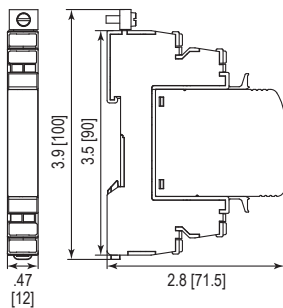
Dimensions & Packaging



SRH-2L Series	5	12	24	30
Dimensions				
Weight per Unit	2.04 oz [58 g]			
Dimensions DIN 43880	2/3 TE			
Packaging Dimensions (Single Unit)	3.4 x .59 x 4" [87 x 15 x 102 mm]			
Minimum Package Quantity	15 pieces			

SRH-2-xxxLM Series	5	12	24	30
Dimensions				
Weight per Unit	.85 oz [24 g]			
Packaging Dimensions (Single Unit)	3.4 x .59 x 4" [87 x 15 x 102 mm]			
Minimum Package Quantity	15 pieces			

Quick Connect Terminals



SRH-2LQ Series	5	12	24	30
Dimensions				
Weight per Unit	2.11 oz [60 g]			
Dimensions DIN 43880	2/3 TE			
Packaging Dimensions (Single Unit)	3.4 x .59 x 4" [87 x 15 x 102 mm]			
Minimum Package Quantity	15 pieces			

inches
[mm]

Information contained in this document is subject to change at any time without notice.

