

Lightning and Overvoltage Protection  
**ProTec T1HS 4+0**  
 Class I • Class II • Type 1 • Type 2 • Type 4CA



Location of Use: Main Distribution Boards  
 Network Systems: TN-S  
 Mode of Protection: L-PE, N-PE  
 IEC/EN/UL Category: Class I+II, Type 1+2, Type 4CA  
 Technology: Hybrid  
 Leakage Current Free: Yes  
 Housing: Pluggable Design  
 Compliance: IEC 61643-11: 2011  
 EN 61643-11: 2012  
 UL 1449 4th Edition

**Technical Data**

**ProTec T1HS-xxx-4+0(-R) 300**

IEC Electrical		
Nominal AC Voltage (50/60Hz)	$U_o/U_n$	240 V
Maximum Continuous Operating Voltage (AC)	$U_c$	300 V
Nominal Discharge Current (8/20 $\mu$ s)	$I_n$	25 kA
Maximum Discharge Current (8/20 $\mu$ s)	$I_{max}$	65 kA
Impulse Discharge Current (10/350 $\mu$ s)	$I_{imp}$	25 kA
Specific Energy	W/R	156.2 kJ/ $\Omega$
Charge	Q	12.5 As
Voltage Protection Level	$U_p$	1500 V
Rated Load Current	$I_L$	100 A
Response Time	$t_A$	< 100 ns
Overcurrent Protection (max)		315 A gG
Short-Circuit Current Rating (AC)	$I_{SCCR}$	50 kA
TOV Withstand 120min	$U_T$	442 V
Number of Ports		1

UL Electrical		
Maximum Continuous Operating Voltage (AC)	MCOV	300 V
Measured Limiting Voltage	MLV	1280 V
Nominal Discharge Current (8/20 $\mu$ s)	$I_n$	20 kA

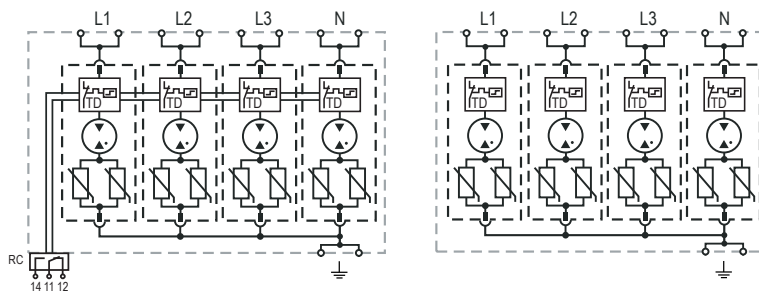
Mechanical & Environmental		
Operating Temperature Range	$T_a$	-40 °F to +185 °F [-40 °C to +85 °C]
Permissible Operating Humidity	RH	5%...95%
Altitude		13123 ft [4000 m]
Terminal Screw Torque	$M_{max}$	39.9 lbf-in [4.5 Nm]
Conductor Cross Section (max)		2 AWG (Solid, Stranded) / 4 AWG (Flexible) 35 mm <sup>2</sup> (Solid, Stranded) / 25 mm <sup>2</sup> (Flexible)
Mounting		35 mm DIN Rail, EN 60715
Degree of Protection		IP 20 (built-in)
Housing Material		Thermoplastic: Extinguishing Degree UL 94 V-0
Thermal Protection		Yes
Operating State / Fault Indication		Green Flag / Not Green Flag
Remote Contacts (RC)		Optional
RC Switching Capacity		AC: 250 V/1A, 125 V/1A; DC: 48 V/0.5 A, 24 V/0.5 A, 12 V/0.5 A
RC Conductor Cross Section (max)		16 AWG (Solid) / 1.5 mm <sup>2</sup> (Solid)

Order Information	
Order Code	<b>300</b>
ProTec T1HS-xxx-4+0	59.0260
ProTec T1HS-xxx-4+0-R (with remote contacts)	59.0261
ProTec T1HS-xxx-P (plug)	59.0302

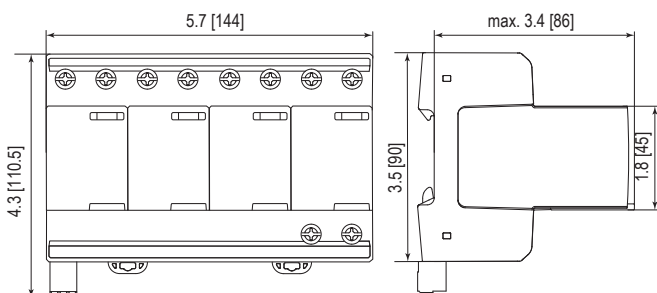
Internal Configuration

Legend

- L Line Conductor Terminal
- N Neutral Conductor Terminal
- PE/G Conductor Terminal
- RC Remote Contacts Terminal (Optional)
- TD Thermal Disconnect



Complete Unit



Complete Unit Dimensions & Packaging

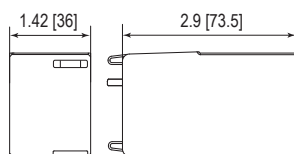
<b>ProTec T1HS-xxx-4+0</b>	<b>300</b>
Weight	pounds [grams] 2.502 [1135]
<b>ProTec T1HS-xxx-4+0-R</b>	
Weight	pounds [grams] 2.522 [1144]
DIN 43880 Dimension	8 TE / 5.7" [144]
Packaging Dimensions (HxWxL)	4.3 x 4.5 x 13.8" [109 x 115 x 352 mm]
Standard Order Quantity	2 Units

Plug Internal Configuration

ProTec T1HS-xxx-P



Spare Plug



Single Unit Dimensions & Packaging

<b>ProTec T1HS-xxx-P</b>	<b>300</b>
Weight	pounds [grams] .364 [165]
DIN 43880 Dimension	2 TE / 1.42 [36]
Packaging Dimensions (HxWxL)	3.2 x 4.5 x 12" [83 x 116 x 305 mm]
Standard Order Quantity	16 Unit

inches  
[mm]

Information contained in this document is subject to change at any time without notice.

