

Overvoltage Protection
ProTec T2H 2+0
Class II • Type 2 • Type 1 • Type 2 • Type 1CA



Location of Use: Sub-Distribution Boards
 Network Systems: TN-S
 Mode of Protection: L-PE, N-PE
 IEC/EN/UL Category: Class II / Type 2 / Type 1CA
 Technology: Hybrid
 Leakage Current Free: Yes
 Housing: Pluggable Design
 Compliance: IEC 61643-11:2011
 EN 61643-11:2012
 UL 1449 4th Edition

Technical Data

ProTec T2H-xxx-2+0(-R) 300

IEC Electrical		
Nominal AC Voltage (50/60Hz)	U_o/U_n	240 V
Maximum Continuous Operating Voltage (AC)	U_c	300 V
Nominal Discharge Current (8/20 μ s)	I_n	20 kA
Maximum Discharge Current (8/20 μ s)	I_{max}	50 kA
Voltage Protection Level	U_p	1500V
Response Time	t_A	< 25 ns
Overcurrent Protection (max)		315 A / 250 A gG
Short-Circuit Current Rating (AC)	I_{SCCR}	25 kA / 50 kA
TOV Withstand 120min	U_T	442 V
Number of Ports		1

UL Electrical		
Maximum Continuous Operating Voltage (AC)	MCOV	300V
Voltage Protection Rating	VPR	1200V
Nominal Discharge Current (8/20 μ s)	I_n	20 kA
Short-Circuit Current Rating (AC)	SCCR	200 kA

Mechanical & Environmental		
Operating Temperature Range	T_a	-40 °F to +185 °F [-40 °C to +85 °C]
Permissible Operating Humidity	RH	5%...95%
Altitude (max)		13123 ft [4000m]
Terminal Screw Torque	M_{max}	39.9 lbf-in [4.5 Nm]
Conductor Cross Section (max)		2 AWG (Solid, Stranded) / 4 AWG (Flexible) 35 mm ² (Solid, Stranded) / 25 mm ² (Flexible)
Mounting		35 mm DIN Rail, EN 60715
Degree of Protection		IP 20 (built-in)
Housing Material		Thermoplastic: Extinguishing Degree UL 94 V-0
Thermal Protection		Yes
Operating State / Fault Indication		Green Flag / Not Green Flag
Remote Contacts (RC)		Optional
RC Switching Capacity		AC: 250V/1A, 125V/1A; DC: 48V/0.5A, 24V/0.5A, 12V/0.5A
RC Conductor Cross Section (max)		16 AWG (Solid) / 1.5 mm ² (Solid)

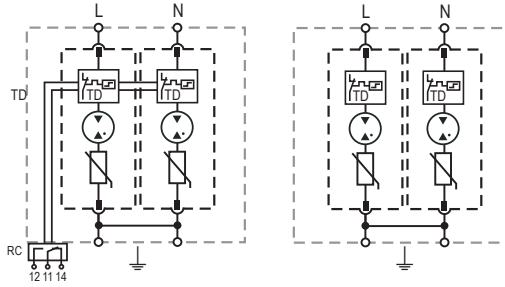
Order Information		
Order Code		300
ProTec T2H-xxx-2+0		59.0326
ProTec T2H-xxx-2+0-R (with remote contacts)		59.0327
ProTec T2H-xxx-P (plug)		59.0322

ProTec T2H 2+0

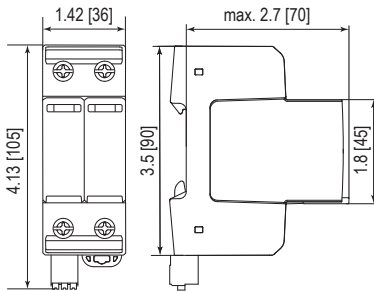
Internal Configuration

Legend

- L Line Conductor Terminal
- N Neutral Conductor Terminal
- ⏚ PE/G Conductor Terminal
- RC Remote Contacts Terminal (Optional)
- TD Thermal Disconnect



Complete Unit



Complete Unit Dimensions & Packaging

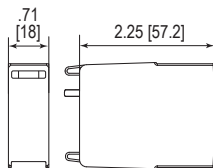
ProTec T2H-xxx-2+0	300
Weight	pounds [grams] .514 [233]
ProTec T2H-xxx-2+0-R	
Weight	pounds [grams] .534 [242]
DIN 43880 Dimension	2 TE / 1.42" [36]
Packaging Dimensions (HxWxL)	4.3 x 4.5 x 13.8" [109 x 115 x 352 mm]
Standard Order Quantity	7 Units

Plug Internal Configuration

ProTec T2H-xxx-P



Spare Plug



Single Unit Dimensions & Packaging

ProTec T2H-xxx-P	300
Weight	pounds [grams] .112 [51]
DIN 43880 Dimension	1 TE / .71" [18]
Packaging Dimensions (HxWxL)	3.2 x 4.5 x 12" [83 x 115 x 305 mm]
Standard Order Quantity	24 Units

inches
[mm]

Information contained in this document is subject to change at any time without notice.

