

Lightning and Overvoltage Protection
ProTec T1HS 3+1
 Class I • Class II • Type 1 • Type 2 • Type 4CA



Location of Use: Main Distribution Boards
 Network Systems: TT, TN-S
 Mode of Protection: L-N, N-PE
 IEC/EN/UL Category: Class I+II, Type 1+2, Type 4CA
 Technology: Hybrid
 Leakage Current Free: Yes
 Housing: Pluggable Design
 Compliance: IEC 61643-11: 2011
 EN 61643-11: 2012
 UL 1449 4th Edition

Technical Data

ProTec T1HS-xxx-3+1(-R)

300

IEC Electrical

Nominal AC Voltage (50/60Hz)	U_o/U_n	240 V
Maximum Continuous Operating Voltage (AC)	(L-N) / (N-PE) U_c	300 V / 305 V
Nominal Discharge Current (8/20 μ s)	(L-N) / (N-PE) I_n	25 kA / 100 kA
Maximum Discharge Current (8/20 μ s)	(L-N) / (N-PE) I_{max}	65 kA / 130 kA
Impulse Discharge Current (10/350 μ s)	(L-N) / (N-PE) I_{imp}	25 kA / 100 kA
Specific Energy	(L-N) / (N-PE) W/R	156.2 kJ/ Ω / 2500 kJ/ Ω
Charge	(L-N) / (N-PE) Q	12.5 As / 50 As
Voltage Protection Level	(L-N) / (N-PE) U_p	1500 V / 1500 V
Rated Load Current	I_L	100 A
Response Time	(L-N) / (N-PE) t_A	< 100 ns / < 100 ns
Overcurrent Protection (max)		315 A gG
Short-Circuit Current Rating (AC)	I_{SCCR}	50 kA
Follow Current Interrupt Rating	(N-PE) I_{fi}	100 A _{RMS}
TOV Withstand 120min	(L-N) U_T	442 V
TOV Withstand 200ms	(N-PE) U_T	1200 V
Number of Ports		1

UL Electrical

Maximum Continuous Operating Voltage (AC)	(L-N)/(N-G) MCOV	300 V / 305 V
Measured Limiting Voltage	(L-N)/(N-G) MLV	1280 V / 1000 V
Nominal Discharge Current (8/20 μ s)	(L-N)/(N-G) I_n	20 kA

Mechanical & Environmental

Operating Temperature Range	T_a	-40 °F to +185 °F [-40 °C to +85 °C]
Permissible Operating Humidity	RH	5%...95%
Altitude		13123 ft [4000 m]
Terminal Screw Torque	M_{max}	39.9 lbf-in [4.5 Nm]
Conductor Cross Section (max)		2 AWG (Solid, Stranded) / 4 AWG (Flexible) 35 mm ² (Solid, Stranded) / 25 mm ² (Flexible)
Mounting		35 mm DIN Rail, EN 60715
Degree of Protection		IP 20 (built-in)
Housing Material		Thermoplastic: Extinguishing Degree UL 94 V-0
Thermal Protection		Yes
Operating State / Fault Indication		Green Flag / Not Green Flag
Remote Contacts (RC)		Optional
RC Switching Capacity		AC: 250V/1A, 125V/1A; DC: 48V/0.5A, 24V/0.5A, 12V/0.5A
RC Conductor Cross Section (max)		16 AWG (Solid) / 1.5 mm ² (Solid)

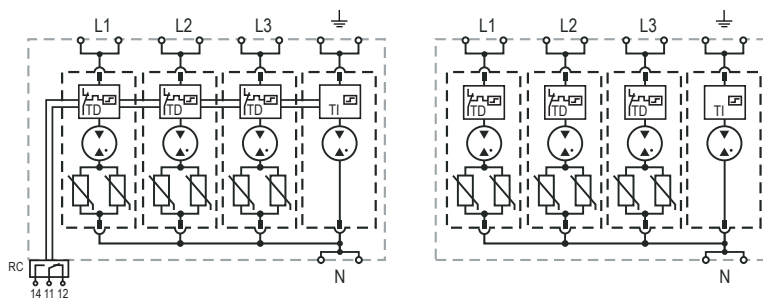
Order Information

Order Code	300
ProTec T1HS-xxx-3+1	59.0306
ProTec T1HS-xxx-3+1-R (with remote contacts)	59.0307
ProTec T1HS-xxx-P (plug L-N)	59.0302
ProTube T1HS-100-P (plug N-PE)	59.0303

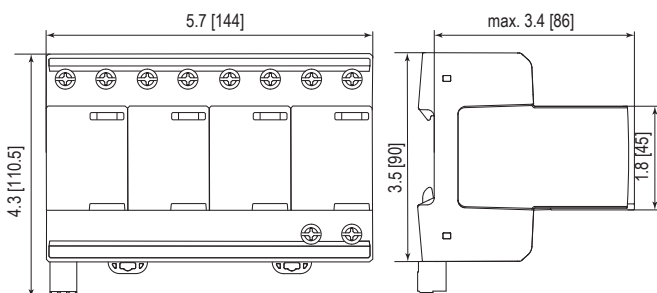
Internal Configuration

Legend

- L Line Conductor Terminal
- N Neutral Conductor Terminal
- PE/G Conductor Terminal
- RC Remote Contacts Terminal (Optional)
- TD Thermal Disconnect
- TI Thermal Indication



Complete Unit



Complete Unit Dimensions & Packaging

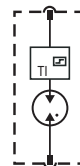
ProTec T1HS-xxx-3+1	300
Weight	pounds [grams] 2.348 [1065]
ProTec T1HS-xxx-3+1-R	
Weight	pounds [grams] 2.368 [1074]
DIN 43880 Dimension	8 TE / 5.7 [144]
Packaging Dimensions (HxWxL)	4.3 x 4.5 x 13.8" [109 x 115 x 352 mm]
Standard Order Quantity	2 Units

Plug Internal Configuration

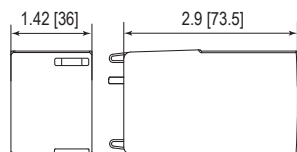
ProTec T1HS-xxx-P



ProTube T1HS-100-P



Spare Plug



Single Unit Dimensions & Packaging

ProTec T1HS-xxx-P	300
Weight	pounds [grams] .364 [165]
ProTube T1HS-100-P	100
Weight	pounds [grams] 0.209 [95]
DIN 43880 Dimension	2 TE / 1.42 [36]
Packaging Dimensions (HxWxL)	3.2 x 4.5 x 12" [83 x 116 x 305 mm]
Standard Order Quantity	16 Unit

inches
[mm]

Information contained in this document is subject to change at any time without notice.

