

**DATA SHEET**

Compact Multi-Pole SPD for DC Systems

**ProBloc B(R) 1000 DC**

Type 1 • Type 2 • Type 1CA



Location of Use: DC Systems, EV Chargers  
 Mode of Protection: (+) - PE, (-) - PE, (+) - (-)  
 UL Category: Type 1+2 / Type 1CA  
 Technology: Hybrid  
 Leakage Current Free: Yes  
 Housing: Compact Design  
 Safety: Rotary Disconnecter  
 Compliance: UL 1449 5<sup>th</sup> Edition  
 EN 50539-11:2013+A1:2014

**ProBloc B(R) 1000 DC**

**1000**

**EN Electrical**

Nominal DC Voltage	$U_n$	900 V
Maximum Continuous Operating Voltage (DC)	(+) - (-) $U_{CD0}/U_{CPV}$	1000 V
	(+/-) - PE $U_{CD0}/U_{CPV}$	750 V
Nominal Discharge Current (8/20 $\mu$ s)	$I_n$	20 kA
Impulse Discharge Current (10/350 $\mu$ s)	$I_{imp}$	6.25kA
Specific Energy	W/R	9.77kJ/ $\Omega$
Charge	Q	3.125As
Total Discharge Current (10/350 $\mu$ s)	$I_{Total}$	12.5kA
Total Discharge Current (8/20 $\mu$ s)	$I_{Total}$	65kA
Voltage Protection Level	(+) - (-) $U_p$	4400 V
	(+/-) - PE $U_p$	2300 V
Response Time	(+) - (-) $t_A$	< 25 ns
	(+/-) - PE $t_A$	< 100 ns
Number of Ports		1

**UL Electrical**

Maximum Permitted DC Voltage	$V_{dcmcov}$	1000V
Voltage Protection Rating	(+) - (-) VPR	3000 V
	(+/-) - PE VPR	1800 V
Nominal Discharge Current (8/20 $\mu$ s)	$I_n$	20 kA
Short-Circuit Current Rating	SCCR	50 kA

**Mechanical & Environmental**

Operating Temperature Range	$T_a$	-40 °F to +185 °F [-40 °C to +85 °C]
Permissible Operating Humidity	RH	5%...95%
Altitude (max)		13123 ft [4000m]
Terminal Screw Torque	$M_{max}$	26.5 lbf-in [3.0Nm]
Conductor Cross Section (max)		2 AWG (Solid, Stranded) / 4 AWG (Flexible)
		35 mm <sup>2</sup> (Solid, Stranded) / 25 mm <sup>2</sup> (Flexible)
Mounting		35 mm DIN Rail, EN 60715
Degree Of Protection		IP 20 (built-in)
Housing Material		Thermoplastic: Extinguishing Degree UL 94 V-0
Thermal Protection		Yes
Operating State / Fault Indication		Green Flag / Not Green Flag
Remote Contacts (RC)		Optional
RC Switching Capacity		AC: 250V/0.5A; 125V/3A
RC Terminal Cross Section (max)		1.5mm <sup>2</sup> (Solid) / 16 AWG (Solid)
RC Terminal Screw Torque	$M_{max}$	2.2 lbf-in [0.25Nm]

**Order Information**

Order Code	<b>1000</b>
ProBloc B 1000 DC	56.0670
ProBloc BR 1000 DC*	56.0671

\*No UL certification






www.raycap.com

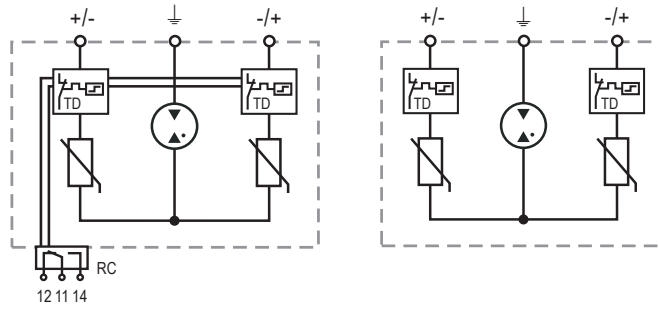
Information contained in this document is subject to change at any time without notice.

# ProBloc B(R) 1000 DC

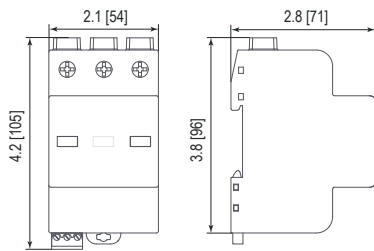
## Internal Configuration

### Legend

-  PE/G Conductor Terminal
-  TD Thermal Disconnect
-  RC Remote Contacts Terminal (Optional)



## Complete Unit



### Single Unit Dimensions & Packaging

ProBloc B(R) 1000 DC		1000
Weight	pounds [grams]	.934 [424]
DIN 43880 Dimension		3 TE / 2.13" [54]
Packaging Dimensions (H x W x L)		3.1 x 4.4 x 11.7" [79 x 112 x 298 mm]
Standard Order Quantity		5 Units

inches  
[mm]

Information contained in this document is subject to change at any time without notice.

