

Pluggable Multi-Pole SPD ProTec T2-ADV 4+0

Class II • Type 2 • Type 1CA



Location of Use: Sub-Distribution Boards
 Network Systems: TN-S
 Mode of Protection: L-PE, N-PE
 Surge Ratings: $I_n = 20\text{ kA (8/20 }\mu\text{s)}$
 $I_{max} = 50\text{ kA (8/20 }\mu\text{s)}$
 IEC/EN/UL Category: Class II / Type 2 / Type 1CA
 Protective Elements: High Energy MOV
 Housing: Pluggable Design
 Compliance: IEC 61643-11:2011
 EN 61643-11:2012
 UL 1449 4th Edition

Technical Data

ProTec T2-ADV-xxx-4+0(-R)

		150	300	350	480
IEC Electrical					
Nominal AC Voltage (50/60Hz)	U_o/U_n	120V	240V	277V	400V
Maximum Continuous Operating Voltage (AC)	U_c	150V	300V	350V	480V
Nominal Discharge Current (8/20 μs)	I_n	20kA	20kA	20kA	20kA
Maximum Discharge Current (8/20 μs)	I_{max}	50kA	50kA	50kA	50kA
Voltage Protection Level	U_p	1000V	1300V	1700V	2000V
Response Time	t_A	< 25 ns			
Back-Up Fuse (max)		160A gG			
Short-Circuit Current Rating (AC)	I_{SCCR}	50kA			
TOV Withstand 5s	U_T	229V	337V	403V	581V
TOV 120min	U_T	229V	442V	528V	762V
	mode	Withstand	Safe Fail	Safe Fail	Safe Fail
Number of Ports		1			

UL Electrical

Maximum Continuous Operating Voltage (AC)	MCOV	150V	300V	350V	480V
Voltage Protection Rating	VPR	600V	900V	1200V	1500V
Nominal Discharge Current (8/20 μs)	I_n	20kA	20kA	20kA	20kA
Short-Circuit Current Rating (AC)	SCCR	200kA	150kA	200kA	200kA

Mechanical & Environmental

Operating Temperature Range	T_a	-40 °F to +185 °F [-40 °C to +85 °C]			
Permissible Operating Humidity	RH	5%...95%			
Altitude		13123 ft [4000m]			
Terminal Screw Torque	M_{max}	39.9 lbf-in [4.5Nm]			
Conductor Cross Section (max)		2 AWG (Solid, Stranded) / 4 AWG (Flexible) 35 mm ² (Solid, Stranded) / 25 mm ² (Flexible)			
Mounting		35 mm DIN Rail, EN 60715			
Degree of Protection		IP 20 (built-in)			
Housing Material		Thermoplastic: Extinguishing Degree UL 94 V-0			
Thermal Protection		Yes			
Operating State / Fault Indication		Green Flag / Not Green Flag			
Remote Contacts (RC)		Optional			
RC Switching Capacity		AC: 250V/1A, 125V/1 A; DC: 48V/0.5A, 24V/0.5A, 12V/0.5A			
RC Conductor Cross Section (max)		16 AWG (Solid) / 1.5 mm ² (Solid)			

Order Information

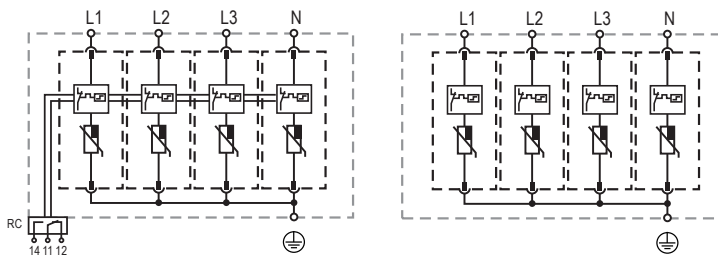
Order Code	150	300	350	480
ProTec T2-ADV-xxx-4+0	59.0236	59.0238	59.0240	59.0242
ProTec T2-ADV-xxx-4+0-R (with remote contacts)	59.0237	59.0239	59.0241	59.0243
ProTec T2-ADV-xxx-P	59.0203	59.0204	59.0205	59.0206

ProTec T2-ADV 4+0

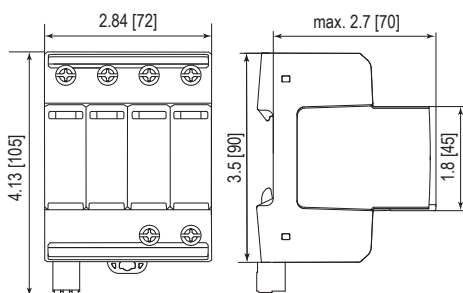
Internal Configuration

Legend

- L Line
- N Neutral
- ⊕ Protective Earth
- RC Remote Contacts Optional



Dimensions & Packaging



Dimensions & Packaging

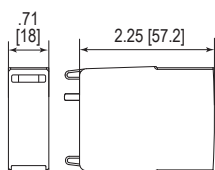
		150	300	350	480
Single Unit Weight	pounds	1.067	1.128	1.172	1.216
	grams	484	512	532	552
Single Unit Weight	pounds	1.086	1.148	1.192	1.236
	grams	493	521	541	561
Single Unit DIN 43880 Dimension		4 TE			
Packaging Dimensions (HxWxL)		4.3 x 4.5 x 13.8" [109 x 115 x 352 mm]			
Minimum Order Quantity		4 Units			

Plug Internal Configuration

ProTec T2-ADV-xxx-P



Dimensions & Packaging



Dimensions & Packaging

		150	300	350	480
Single Unit Weight	pounds	.127	.143	.154	.165
	grams	58	65	70	75
Single Unit DIN 43880 Dimension		1 TE			
Packaging Dimensions (HxWxL)		4.3 x 4.5 x 13.8" [109 x 115 x 352 mm]			
Minimum Order Quantity		24 Units			

inches
[mm]

Information contained in this document is subject to change at any time without notice.

