

Pluggable Multi-Pole SPD
ProTec T2-ADV 2+0
Class II • Type 2 • Type 1CA



Location of Use: Sub-Distribution Boards
 Network Systems: TN-S
 Mode of Protection: L-PE, N-PE
 Surge Ratings: $I_n = 20\text{ kA (8/20 }\mu\text{s)}$
 $I_{max} = 50\text{ kA (8/20 }\mu\text{s)}$
 IEC/EN/UL Category: Class II / Type 2 / Type 1CA
 Protective Elements: High Energy MOV
 Housing: Pluggable Design
 Compliance: IEC 61643-11:2011
 EN 61643-11:2012
 UL 1449 4th Edition

Technical Data

ProTec T2-ADV-xxx-2+0(-R)		75	150	300	350	480
IEC Electrical						
Nominal AC Voltage (50/60Hz)	U_o/U_n	60V	120V	240V	277V	400V
Maximum Continuous Operating Voltage (AC)	U_c	75V	150V	300V	350V	480V
Nominal Discharge Current (8/20 μs)	I_n	20 kA	20 kA	20 kA	20 kA	20 kA
Maximum Discharge Current (8/20 μs)	I_{max}	50 kA	50 kA	50 kA	50 kA	50 kA
Voltage Protection Level	U_p	600V	1000V	1300V	1700V	2000V
Response Time	t_A	< 25ns				
Back-Up Fuse (max)		160A gG				
Short-Circuit Current Rating (AC)	I_{SCCR}	50 kA				
TOV Withstand 5s	U_T	114V	229V	337V	403V	581V
TOV 120min	U_T	114V	229V	442V	528V	762V
	mode	Withstand	Withstand	Safe Fail	Safe Fail	Safe Fail
Number of Ports		1				

UL Electrical						
Maximum Continuous Operating Voltage (AC)	MCOV	75V	150V	300V	350V	480V
Voltage Protection Rating	VPR	400V	600V	900V	1200V	1500V
Nominal Discharge Current (8/20 μs)	I_n	20 kA	20 kA	20 kA	20 kA	20 kA
Short-Circuit Current Rating (AC)	SCCR	100 kA	200 kA	150 kA	200 kA	200 kA

Mechanical & Environmental						
Operating Temperature Range	T_a	-40 °F to +185 °F [-40 °C to +85 °C]				
Permissible Operating Humidity	RH	5%...95%				
Altitude		13123 ft [4000m]				
Terminal Screw Torque	M_{max}	39.9 lbf-in [4.5Nm]				
Conductor Cross Section (max)		2 AWG (Solid, Stranded) / 4 AWG (Flexible) 35 mm ² (Solid, Stranded) / 25 mm ² (Flexible)				
Mounting		35 mm DIN Rail, EN 60715				
Degree of Protection		IP 20 (built-in)				
Housing Material		Thermoplastic: Extinguishing Degree UL 94 V-0				
Thermal Protection		Yes				
Operating State / Fault Indication		Green Flag / Not Green Flag				
Remote Contacts (RC)		Optional				
RC Switching Capacity		AC: 250V/1A, 125V/1A; DC: 48V/0.5A, 24V/0.5A, 12V/0.5A				
RC Conductor Cross Section (max)		16 AWG (Solid) / 1.5mm ² (Solid)				

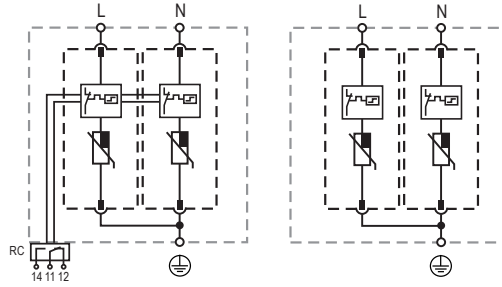
Order Information						
Order Code	75	150	300	350	480	
ProTec T2-ADV-xxx-2+0	59.0347	59.0220	59.0222	59.0224	59.0226	
ProTec T2-ADV-xxx-2+0-R (with remote contacts)	59.0348	59.0221	59.0223	59.0225	59.0227	
ProTec T2-ADV-xxx-P	59.0202	59.0203	59.0204	59.0205	59.0206	

ProTec T2-ADV 2+0

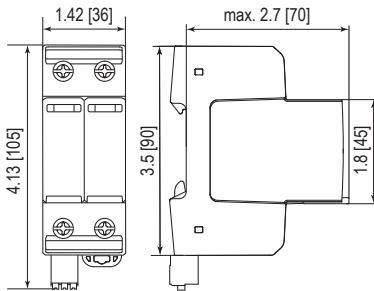
Internal Configuration

Legend

- L Line
- N Neutral
- ⊕ Protective Earth
- RC Remote Contacts Optional



Dimensions & Packaging

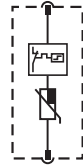


Dimensions & Packaging

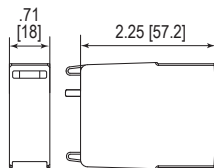
		75	150	300	350	480
Single Unit Weight	pounds	.524	.542	.573	.595	.617
	grams	238	246	260	270	280
		75	150	300	350	480
Single Unit Weight	pounds	.555	.573	.590	.626	.648
	grams	252	260	268	284	294
Single Unit DIN 43880 Dimension		2 TE				
Packaging Dimensions (HxWxL)		4.3 x 4.5 x 13.8" [109 x 115 x 352 mm]				
Minimum Order Quantity		7 Units				

Plug Internal Configuration

ProTec T2-ADV-xxx-P



Dimensions & Packaging



Dimensions & Packaging

		75	150	300	350	480
Single Unit Weight	pounds	.120	.127	.143	.154	.165
	grams	54	58	65	70	75
Single Unit DIN 43880 Dimension		1 TE				
Packaging Dimensions (HxWxL)		4.3 x 4.5 x 13.8" [109 x 115 x 352 mm]				
Minimum Order Quantity		24 Units				

inches
[mm]

Information contained in this document is subject to change at any time without notice.

